

PreMoto3/Promo3 ESBK MOTORLAND ARAGÓN Entrenamiento Libre 1

Clasificación

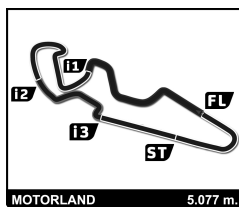
Nº	Piloto	Nac	Equipo	Moto	Neum.Cl.	Tiempo	Vlt.	Total	Dif.	Km/h
1	11 DAVID GONZALEZ	ESP	CUNA DE CAMPEONES	MIR RACING	DUNLOP PreMoto3	2:05.376	14	14	-	145.8
2	45 ALEX LONGARELA	ESP	IGAXTEAM	BEON	DUNLOP PreMoto3	2:06.589	11	12	+1.213	144.4
3	17 PEDRO ALOMAR	ESP	IGAXTEAM	BEON	DUNLOP PreMoto3	2:07.415	7	12	+2.039	143.4
4	18 PABLO OLIVARES	ESP	GMFUEL VRC TEAM	MIR RACING	DUNLOP PreMoto3	2:07.816	5	13	+2.440	143.0
5	71 CARLOS CANO	ESP	H43 TEAM-NOBBY	BEON	DUNLOP PreMoto3	2:08.031	13	13	+2.655	142.8
6	54 JESUS RIOS	ESP	MRE TALENT	BEON	DUNLOP PreMoto3	2:08.272	13	14	+2.896	142.5
7	33 ENZO HOARAU	FRA	BS RACING	BEON	DUNLOP PreMoto3	2:08.495	11	13	+3.119	142.2
8	34 EITAN G. GRAS	URU		BEON	DUNLOP PreMoto3	2:08.996	6	12	+3.620	141.7
9	10 AFONSO DUARTE	POR	MIGUEL OLIVEIRA RACING TEAM	BEON	DUNLOP PreMoto3	2:09.078	11	12	+3.702	141.6
10	26 REMY SANJUAN	FRA	MÉCAPROJETS TEAM ADO	BEON	DUNLOP PreMoto3	2:09.084	12	14	+3.708	141.6
11	14 EDUARDO GUTIERREZ	ESP	SHM44 TEAM	BEON	DUNLOP PreMoto3	2:09.417	11	13	+4.041	141.2
12	15 MARTIM M. RAMOS	POR	TRT TEAM	BEON	DUNLOP PreMoto3	2:09.537	6	15	+4.161	141.1
13	35 MIGUEL BERNAL	ESP	CORSE FACTORY RACING TEAM	CORSE	DUNLOP Promo3	2:10.171	12	14	+4.795	140.4
14	44 MARK PEREZ	ESP	CUNA DE CAMPEONES	MIR RACING	DUNLOP PreMoto3	2:10.198	4	11	+4.822	140.4
15	78 HENRI MIGNOT	FRA	JEG RACING BRS	BEON	DUNLOP PreMoto3	2:10.388	12	14	+5.012	140.2
16	77 KERMAN D. MARTINEZ	VEN	CUNA DE CAMPEONES	MIR RACING	DUNLOP PreMoto3	2:10.408	5	7	+5.032	140.2
17	32 MARCOS LUDEÑA	ESP	SHM44 TEAM	MIR RACING	DUNLOP PreMoto3	2:10.566	5	9	+5.190	140.0
18	16 JOEL PONS	ESP	CUNA DE CAMPEONES	MIR RACING	DUNLOP Promo3	2:11.568	13	13	+6.192	138.9
19	7 ENZO GIACOMINO	FRA	JEG RACING BRS	BEON	DUNLOP PreMoto3	2:11.748	13	13	+6.372	138.7
20	66 MANDINE QUENTIN	FRA	MAD RACING TEAM	BEON	DUNLOP PreMoto3	2:12.029	6	14	+6.653	138.4
21	25 JESUS TORRES	ESP		MIR RACING	DUNLOP Promo3	2:12.152	14	14	+6.776	138.3
22	28 VALENTIN PERRONE	ARG			DUNLOP Promo3	2:12.322	13	13	+6.946	138.1
23	22 ALEJANDRA FERNANDEZ	ESP	CUNA DE CAMPEONES	MIR RACING	DUNLOP Promo3	2:12.836	3	14	+7.460	137.6
24	21 MATHIS FARGIER	FRA	MT RACING		DUNLOP PreMoto3	2:12.916	4	12	+7.540	137.5
25	65 IZAN CURIA	ESP	TEMA CURIA / SEMILLAS AZTECA	BEON	DUNLOP PreMoto3	2:13.005	5	10	+7.629	137.4
26	23 MIGUEL RODRIGUEZ	ESP	CUNA DE CAMPEONES	MIR RACING	DUNLOP Promo3	2:13.128	11	13	+7.752	137.3
27	9 ELLIOT KASSIGIAN	FRA	CUNA DE CAMPEONES	MIR RACING	DUNLOP Promo3	2:13.335	11	14	+7.959	137.1
28	42 MARIO SALLES	BRA	RXP MIR RACING	MIR RACING	DUNLOP Promo3	2:14.164	5	11	+8.788	136.2
29	29 RANDY TRUCHOT	FRA	BS RACING	BEON	DUNLOP PreMoto3	2:15.588	5	13	+10.212	134.8
30	4 RUBEN HURTADO	ESP	TCM TEAM	MIR RACING	DUNLOP Promo3	2:16.618	7	13	+11.242	133.8
31	13 MARINA NAVARRO	ESP	TCM TEAM	MIR RACING	DUNLOP Promo3	2:16.991	8	14	+11.615	133.4
32	98 MIKA SIEBDRATH	GER	CUNA DE CAMPEONES	MIR RACING	DUNLOP Promo3	2:17.757	2	2	+12.381	132.7
33	72 GUILHERME PAULINO FERNAN	BRA	RXP MIR RACING	MIR RACING	DUNLOP Promo3	2:18.413	7	14	+13.037	132.0
34	20 LUCAS MOHEDANO	ESP	TCM TEAM	MIR RACING	DUNLOP Promo3	2:28.327	2	8	+22.951	123.2
35	69 FERNANDO BUJOSA	ESP	MIGUEL OLIVEIRA RACING TEAM	BEON	DUNLOP PreMoto3					
36	95 ZOLTAN KOVACS	HUN	CORSE FACTORY RACING TEAM	CORSE	DUNLOP Promo3					

Vuelta rápida: Vlt. 14 DAVID GONZALEZ 2:05.376 145.8 Km/h

Hora de publicación:

Estado de pista: **SECO**

Race Director:	Timekeeper: Alberto Estébanez
----------------	----------------------------------



PreMoto3/Promo3

ESBK MOTORLAND ARAGÓN

Entrenamiento Libre 1

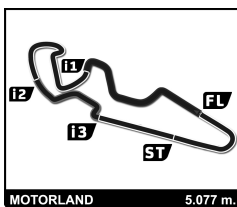
Clasificación por Clase

Nº Piloto	Nac	Equipo	Moto	Tiempo	Vlt. Total	Dif.	Km/h
PreMoto3							
1	11	DAVID GONZALEZ	ESP CUNA DE CAMPEONES	MIR RACING	2:05.376	14 14	145.8
2	45	ALEX LONGARELA	ESP IGAXTEAM	BEON	2:06.589	11 12	+1.213 +1.213 144.4
3	17	PEDRO ALOMAR	ESP IGAXTEAM	BEON	2:07.415	7 12	+2.039 +0.826 143.4
4	18	PABLO OLIVARES	ESP GMFUEL VRC TEAM	MIR RACING	2:07.816	5 13	+2.440 +0.401 143.0
5	71	CARLOS CANO	ESP H43 TEAM-NOBBY	BEON	2:08.031	13 13	+2.655 +0.215 142.8
6	54	JESUS RIOS	ESP MRE TALENT	BEON	2:08.272	13 14	+2.896 +0.241 142.5
7	33	ENZO HOARAU	FRA BS RACING	BEON	2:08.495	11 13	+3.119 +0.223 142.2
8	34	EITAN G. GRAS	URU	BEON	2:08.996	6 12	+3.620 +0.501 141.7
9	10	AFONSO DUARTE	POR MIGUEL OLIVEIRA RACING TEAM	BEON	2:09.078	11 12	+3.702 +0.082 141.6
10	26	REMY SANJUAN	FRA MÉCAPROJETS TEAM ADO	BEON	2:09.084	12 14	+3.708 +0.006 141.6
11	14	EDUARDO GUTIERREZ	ESP SHM44 TEAM	BEON	2:09.417	11 13	+4.041 +0.333 141.2
12	15	MARTIM M. RAMOS	POR TRT TEAM	BEON	2:09.537	6 15	+4.161 +0.120 141.1
13	44	MARK PEREZ	ESP CUNA DE CAMPEONES	MIR RACING	2:10.198	4 11	+4.822 +0.661 140.4
14	78	HENRI MIGNOT	FRA JEG RACING BRS	BEON	2:10.388	12 14	+5.012 +0.190 140.2
15	77	KERMAN D. MARTINEZ	VEN CUNA DE CAMPEONES	MIR RACING	2:10.408	5 7	+5.032 +0.020 140.2
16	32	MARCOS LUDEÑA	ESP SHM44 TEAM	MIR RACING	2:10.566	5 9	+5.190 +0.158 140.0
17	7	ENZO GIACOMINO	FRA JEG RACING BRS	BEON	2:11.748	13 13	+6.372 +1.182 138.7
18	66	MANDINE QUENTIN	FRA MAD RACING TEAM	BEON	2:12.029	6 14	+6.653 +0.281 138.4
19	21	MATHIS FARGIER	FRA MT RACING	BEON	2:12.916	4 12	+7.540 +0.887 137.5
20	65	IZAN CURIA	ESP TEMA CURIA / SEMILLAS AZTECA	BEON	2:13.005	5 10	+7.629 +0.089 137.4
21	29	RANDY TRUCHOT	FRA BS RACING	BEON	2:15.588	5 13	+10.212 +2.583 134.8
22	69	FERNANDO BUJOSA	ESP MIGUEL OLIVEIRA RACING TEAM	BEON			
Promo3							
1	35	MIGUEL BERNAL	ESP CORSE FACTORY RACING TEAM	CORSE	2:10.171	12 14	140.4
2	16	JOEL PONS	ESP CUNA DE CAMPEONES	MIR RACING	2:11.568	13 13	+1.397 +1.397 138.9
3	25	JESUS TORRES	ESP	MIR RACING	2:12.152	14 14	+1.981 +0.584 138.3
4	28	VALENTIN PERRONE	ARG		2:12.322	13 13	+2.151 +0.170 138.1
5	22	ALEJANDRA FERNANDEZ	ESP CUNA DE CAMPEONES	MIR RACING	2:12.836	3 14	+2.665 +0.514 137.6
6	23	MIGUEL RODRIGUEZ	ESP CUNA DE CAMPEONES	MIR RACING	2:13.128	11 13	+2.957 +0.292 137.3
7	9	ELLIOT KASSIGIAN	FRA CUNA DE CAMPEONES	MIR RACING	2:13.335	11 14	+3.164 +0.207 137.1
8	42	MARIO SALLES	BRA RXP MIR RACING	MIR RACING	2:14.164	5 11	+3.993 +0.829 136.2
9	4	RUBEN HURTADO	ESP TCM TEAM	MIR RACING	2:16.618	7 13	+6.447 +2.454 133.8
10	13	MARINA NAVARRO	ESP TCM TEAM	MIR RACING	2:16.991	8 14	+6.820 +0.373 133.4
11	98	MIKA SIEBRATH	GER CUNA DE CAMPEONES	MIR RACING	2:17.757	2 2	+7.586 +0.766 132.7
12	72	GUILHERME PAULINO FERNANDES	BRA RXP MIR RACING	MIR RACING	2:18.413	7 14	+8.242 +0.656 132.0
13	20	LUCAS MOHEDANO	ESP TCM TEAM	MIR RACING	2:28.327	2 8	+18.156 +9.914 123.2
14	95	ZOLTAN KOVACS	HUN CORSE FACTORY RACING TEAM	CORSE			

Hora de publicación:

Estado de pista: **SECO**

Race Director:	Timekeeper: Alberto Estébanez
----------------	----------------------------------



PreMoto3/Promo3
ESBK MOTORLAND ARAGÓN
Entrenamiento Libre 1

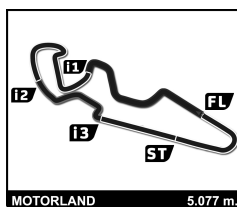
Clasificación por Grupo

Nº Piloto	Nac	Equipo	Moto	Tiempo	Vlt. Total	Dif.	Km/h	
Cuna								
1	16	JOEL PONS	ESP	CUNA DE CAMPEONES	MIR RACING	2:11.568	13 13	138.9
2	22	ALEJANDRA FERNANDEZ	ESP	CUNA DE CAMPEONES	MIR RACING	2:12.836	3 14	+1.268 +1.268 137.6
3	23	MIGUEL RODRIGUEZ	ESP	CUNA DE CAMPEONES	MIR RACING	2:13.128	11 13	+1.560 +0.292 137.3
4	9	ELLIOT KASSIGIAN	FRA	CUNA DE CAMPEONES	MIR RACING	2:13.335	11 14	+1.767 +0.207 137.1
5	98	MIKA SIEBRATH	GER	CUNA DE CAMPEONES	MIR RACING	2:17.757	2 2	+6.189 +4.422 132.7

Hora de publicación:

Estado de pista: **SECO**

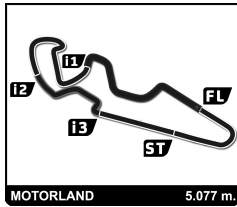
Race Director:	Timekeeper: Alberto Estébanez
-----------------------	---



PreMoto3/Promo3 ESBK MOTORLAND ARAGÓN Entrenamiento Libre 1

Mejores tiempos de sector

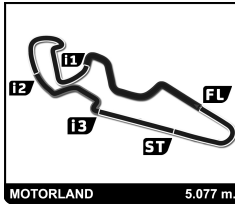
Sector 1		Sector 2		Sector 3		Sector 4		Vuelta Ideal		Mejor Vuelta
Pos	Nº Piloto	Tiempo	Nº Piloto	Tiempo	Nº Piloto	Tiempo	Nº Piloto	Tiempo	Pos	Nº
1	11 D.GONZALEZ	34.998	11 D.GONZALEZ	34.746	11 D.GONZALEZ	22.913	11 D.GONZALEZ	32.323	1	11
2	45 A.LONGARELA	35.410	45 A.LONGARELA	35.199	17 P.ALOMAR	23.185	45 A.LONGARELA	32.508	2	45
3	18 P.OLIVARES	35.596	18 P.OLIVARES	35.375	18 P.OLIVARES	23.187	17 P.ALOMAR	32.598	3	17
4	17 P.ALOMAR	35.724	54 J.RIOS	35.400	45 A.LONGARELA	23.270	10 A.DUARTE	32.792	4	18
5	71 C.CANO	35.782	17 P.ALOMAR	35.541	54 J.RIOS	23.519	33 E.HOARAU	32.830	5	54
6	34 E.GRAS	35.927	33 E.HOARAU	35.594	34 E.GRAS	23.568	15 M.RAMOS	32.919	6	71
7	54 J.RIOS	36.033	71 C.CANO	35.623	71 C.CANO	23.582	26 R.SANJUAN	32.936	7	33
8	33 E.HOARAU	36.132	26 R.SANJUAN	35.839	14 E.GUTIERREZ	23.583	71 C.CANO	33.027	8	34
9	10 A.DUARTE	36.198	10 A.DUARTE	35.894	33 E.HOARAU	23.614	54 J.RIOS	33.052	9	10
10	14 E.GUTIERREZ	36.221	44 M.PEREZ	35.932	15 M.RAMOS	23.747	34 E.GRAS	33.259	10	26
11	26 R.SANJUAN	36.370	34 E.GRAS	35.957	78 H.MIGNOT	23.749	14 E.GUTIERREZ	33.268	11	14
12	77 K.MARTINEZ	36.374	14 E.GUTIERREZ	36.011	26 R.SANJUAN	23.773	18 P.OLIVARES	33.326	12	15
13	35 M.BERNAL	36.376	15 M.RAMOS	36.117	35 M.BERNAL	23.803	78 H.MIGNOT	33.362	13	44
14	15 M.RAMOS	36.488	35 M.BERNAL	36.144	22 A.FERNANDEZ	23.836	44 M.PEREZ	33.417	14	77
15	44 M.PEREZ	36.519	77 K.MARTINEZ	36.170	16 J.PONS	23.837	77 K.MARTINEZ	33.456	15	78
16	16 J.PONS	36.566	32 M.LUDEÑA	36.351	32 M.LUDEÑA	23.864	66 M.QUENTIN	33.467	16	35
17	78 H.MIGNOT	36.616	78 H.MIGNOT	36.405	25 J.TORRES	23.881	32 M.LUDEÑA	33.559	17	32
18	32 M.LUDEÑA	36.792	16 J.PONS	36.538	10 A.DUARTE	23.901	7 E.GIACOMINO	33.700	18	16
19	7 E.GIACOMINO	36.846	25 J.TORRES	36.603	77 K.MARTINEZ	23.922	65 I.CURIA	33.736	19	7
20	21 M.FARGIER	36.989	7 E.GIACOMINO	36.626	28 V.PERRONE	24.034	21 M.FARGIER	33.845	20	66
21	28 V.PERRONE	37.005	66 M.QUENTIN	36.633	44 M.PEREZ	24.044	35 M.BERNAL	33.848	21	28
22	66 M.QUENTIN	37.076	28 V.PERRONE	36.696	9 E.KASSIGIAN	24.057	28 V.PERRONE	34.006	22	25
23	25 J.TORRES	37.098	23 M.RODRIGUEZ	36.853	23 M.RODRIGUEZ	24.161	23 M.RODRIGUEZ	34.140	23	22
24	22 A.FERNANDEZ	37.103	22 A.FERNANDEZ	36.854	7 E.GIACOMINO	24.215	22 A.FERNANDEZ	34.215	24	65
25	9 E.KASSIGIAN	37.269	65 I.CURIA	36.876	65 I.CURIA	24.322	29 R.TRUCHOT	34.292	25	23
26	23 M.RODRIGUEZ	37.365	9 E.KASSIGIAN	37.023	42 M.SALLES	24.391	16 J.PONS	34.299	26	21
27	42 M.SALLES	37.528	98 M.SIEBDRATH	37.162	66 M.QUENTIN	24.396	25 J.TORRES	34.419	27	9
28	65 I.CURIA	37.543	21 M.FARGIER	37.169	98 M.SIEBDRATH	24.656	42 M.SALLES	34.516	28	42
29	29 R.TRUCHOT	38.019	42 M.SALLES	37.351	21 M.FARGIER	24.698	9 E.KASSIGIAN	34.713	29	29
30	13 M.NAVARRO	38.179	29 R.TRUCHOT	37.594	4 R.HURTADO	24.735	13 M.NAVARRO	35.040	30	98
31	98 M.SIEBDRATH	38.354	4 R.HURTADO	37.620	29 R.TRUCHOT	25.102	98 M.SIEBDRATH	35.195	31	4
32	4 R.HURTADO	38.373	13 M.NAVARRO	37.951	13 M.NAVARRO	25.112	4 R.HURTADO	35.503	32	13
33	72 G.FERNANDES	38.928	72 G.FERNANDES	38.330	72 G.FERNANDES	25.214	72 G.FERNANDES	35.606	33	72
34	20 L.MOHEDANO	40.107	20 L.MOHEDANO	39.306	20 L.MOHEDANO	25.511	20 L.MOHEDANO	38.091	34	20



PreMoto3/Promo3 ESBK MOTORLAND ARAGÓN Entrenamiento Libre 1

Mejores velocidades máximas

Nº Piloto	Equipo	Clase	V.Max 1		V.Max 2		V.Max 3		V.Max 4		V.Max 5		Pro
			Km/h	Vlt.	Km/h	Vlt.	Km/h	Vlt.	Km/h	Vlt.	Km/h	Vlt.	
17 PEDRO ALOMAR	IGAXTEAM	PreMoto3	213.4	5	210.5	4	207.7	7	207.3	6	206.9	1	209,2
26 REMY SANJUAN	MÉCAPROJETS TEAM ADO	PreMoto3	209.7	4	208.9	12	207.7	2	206.9	6	206.5	1	207,9
45 ALEX LONGARELA	IGAXTEAM	PreMoto3	209.7	4	209.3	10	209.3	2	208.1	11	207.7	7	208,8
10 AFONSO DUARTE	MIGUEL OLIVEIRA RACING TEAM	PreMoto3	208.9	10	207.7	3	206.9	6	206.9	11	206.1	4	207,3
11 DAVID GONZALEZ	CUNA DE CAMPEONES	PreMoto3	208.5	13	207.7	12	206.9	5	206.9	10	206.1	14	207,2
34 EITAN G. GRAS		PreMoto3	208.5	3	205.3	12	203.4	11	203.4	10	203.4	6	204,8
15 MARTIM M. RAMOS	TRT TEAM	PreMoto3	208.1	10	207.7	7	207.3	11	206.9	8	206.9	5	207,4
65 IZAN CURIA	TEMA CURIA / SEMILLAS AZTECA	PreMoto3	207.7	7	204.9	9	200.4	10	200.4	6	200.4	5	202,8
14 EDUARDO GUTIERREZ	SHM44 TEAM	PreMoto3	206.5	11	206.5	12	204.5	2	202.2	3	200.4	4	204,0
21 MATHIS FARGIER	MT RACING	PreMoto3	206.1	10	202.6	9	201.9	3	201.1	11	199.6	5	202,3
66 MANDINE QUENTIN	MAD RACING TEAM	PreMoto3	205.3	4	203.8	5	203.8	3	203.0	6	202.6	12	203,7
77 KERMAN D. MARTINEZ	CUNA DE CAMPEONES	PreMoto3	205.3	1	205.3	2	201.9	3	201.5	4	201.5	6	203,1
7 ENZO GIACOMINO	JEG RACING BRS	PreMoto3	204.9	13	203.8	4	202.6	6	202.6	8	202.6	10	203,3
33 ENZO HOARAU	BS RACING	PreMoto3	204.9	13	204.5	6	203.4	10	202.6	5	202.2	11	203,5
32 MARCOS LUDEÑA	SHM44 TEAM	PreMoto3	204.5	3	204.2	9	201.9	4	200.4	5	200.0	2	202,2
18 PABLO OLIVARES	GMFUEL VRC TEAM	PreMoto3	203.8	9	202.2	8	201.9	10	201.5	12	201.5	7	202,2
44 MARK PEREZ	CUNA DE CAMPEONES	PreMoto3	203.8	3	203.4	4	202.6	11	202.6	9	202.6	7	203,0
54 JESUS RIOS	MRE TALENT	PreMoto3	203.8	12	198.9	11	198.9	8	198.5	13	198.5	9	199,7
78 HENRI MIGNOT	JEG RACING BRS	PreMoto3	203.4	12	202.6	13	202.6	7	201.9	2	201.1	5	202,3
29 RANDY TRUCHOT	BS RACING	PreMoto3	203.0	13	202.6	4	201.1	11	201.1	5	201.1	3	201,8
71 CARLOS CANO	H43 TEAM-NOBBY	PreMoto3	201.1	13	200.0	12	199.3	11	198.5	10	198.5	8	199,5
35 MIGUEL BERNAL	CORSE FACTORY RACING TEAM	Promo3	199.6	11	197.4	2	196.4	12	196.4	1	193.5	3	196,7
23 MIGUEL RODRIGUEZ	CUNA DE CAMPEONES	Promo3	196.4	13	193.2	10	192.9	12	191.8	11	191.2	9	193,1
28 VALENTIN PERRONE		Promo3	196.4	12	193.2	13	192.2	11	190.8	3	190.8	2	192,7
25 JESUS TORRES		Promo3	195.7	1	191.5	14	191.5	3	190.8	13	190.1	12	191,9
16 JOEL PONS	CUNA DE CAMPEONES	Promo3	194.9	13	193.9	12	191.8	5	191.5	11	189.5	6	192,3
13 MARINA NAVARRO	TCM TEAM	Promo3	193.9	6	191.8	12	191.2	13	190.1	7	189.8	11	191,4
22 ALEJANDRA FERNANDEZ	CUNA DE CAMPEONES	Promo3	193.2	3	191.8	2	191.5	1	190.5	14	188.8	5	191,2
9 ELLIOT KASSIGIAN	CUNA DE CAMPEONES	Promo3	192.9	12	190.5	14	188.8	3	188.8	10	188.8	11	190,0
42 MARIO SALLES	RXP MIR RACING	Promo3	192.9	9	192.5	4	191.8	10	191.2	5	191.2	2	191,9
4 RUBEN HURTADO	TCM TEAM	Promo3	190.8	5	189.1	2	188.8	9	188.5	10	188.2	3	189,1
98 MIKA SIEBRATH	CUNA DE CAMPEONES	Promo3	188.8	2	187.8	1							188,3
72 GUILHERME PAULINO FERN.	RXP MIR RACING	Promo3	187.2	6	184.6	12	183.7	10	182.7	4	182.4	7	184,1
20 LUCAS MOHEDANO	TCM TEAM	Promo3	171.7	5	169.5	3	169.3	2	169.3	6	168.0	4	169,6
69 FERNANDO BUJOSA	MIGUEL OLIVEIRA RACING TEAM	PreMoto3											
95 ZOLTAN KOVACS	CORSE FACTORY RACING TEAM	Promo3											



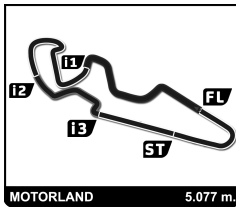
PreMoto3/Promo3

ESBK MOTORLAND ARAGÓN

Entrenamiento Libre 1

Secuencia de vueltas rápidas

T. Sesión	Nº Piloto	Equipo	Moto	Clase	Tiempo	Km/h	Vlt.
4:20.758	18 PABLO OLIVARES	GMFUEL VRC TEAM	MIR RACING	PreMoto3	2:09.172	141.5	2
4:52.536	17 PEDRO ALOMAR	IGAXTEAM	BEON	PreMoto3	2:07.858	142.9	2
5:24.647	11 DAVID GONZALEZ	CUNA DE CAMPEONES	MIR RACING	PreMoto3	2:07.634	143.2	2
7:00.055	17 PEDRO ALOMAR	IGAXTEAM	BEON	PreMoto3	2:07.519	143.3	3
7:31.765	11 DAVID GONZALEZ	CUNA DE CAMPEONES	MIR RACING	PreMoto3	2:07.118	143.8	3
9:10.170	45 ALEX LONGARELA	IGAXTEAM	BEON	PreMoto3	2:06.976	143.9	4
11:45.407	11 DAVID GONZALEZ	CUNA DE CAMPEONES	MIR RACING	PreMoto3	2:06.410	144.6	5
22:39.068	11 DAVID GONZALEZ	CUNA DE CAMPEONES	MIR RACING	PreMoto3	2:05.771	145.3	8
26:50.917	11 DAVID GONZALEZ	CUNA DE CAMPEONES	MIR RACING	PreMoto3	2:05.734	145.4	10
33:15.078	11 DAVID GONZALEZ	CUNA DE CAMPEONES	MIR RACING	PreMoto3	2:05.412	145.7	13
35:20.454	11 DAVID GONZALEZ	CUNA DE CAMPEONES	MIR RACING	PreMoto3	2:05.376	145.8	14



PreMoto3/Promo3

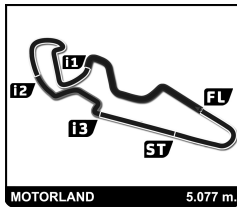
ESBK MOTORLAND ARAGÓN

Entrenamiento Libre 1

Vuelta a vuelta

___ Vuelta invalidada ■ Mejor Personal ■ Mejor de la sesión B Cruzando por el pit lane

Vlt.	Tiempo	Sector 1	Sector 2	Sector 3	Sector 4	V.Max	Vlt.	Tiempo	Sector 1	Sector 2	Sector 3	Sector 4	V.Max	
4	RUBEN HURTADO	ESP						6	2:09.297	36.198	35.894	24.294	32.911	206.9
	TCM TEAM	MIR RACING						7	2:20.548 B	38.620	37.862	24.743	39.323	197.4
1	6:23.039	4:29.666	44.751	28.977	39.645	173.1	8	10:18.545	8:41.097	38.432	25.761	33.255	206.1	
2	2:21.367	40.151	38.928	25.689	36.599	189.1	9	2:16.480 B	36.229	36.209	24.240	39.802	203.0	
3	2:27.453 B	39.302	38.650	25.638	43.863	188.2	10	3:59.531	2:26.505	36.309	23.925	32.792	208.9	
4	3:00.808 B	1:07.992	38.915	27.232	46.669	163.9	11	2:09.078	36.345	35.920	23.901	32.912	206.9	
5	3:52.553	2:12.541	38.820	25.420	35.772	190.8	12	2:09.990	36.518	36.218	24.113	33.141	205.3	
6	2:17.104	38.771	37.827	24.971	35.535	187.5								
7	2:16.618	38.599	37.772	24.735	35.512	186.9	11	DAVID GONZALEZ	ESP					
8	2:17.120	38.555	37.895	24.926	35.744	186.9		CUNA DE CAMPEONES	MIR RACING					
9	2:16.662	38.541	37.620	24.872	35.629	188.8	1	3:17.013	1:42.349	36.822	24.411	33.431	202.2	
10	2:16.654	38.617	37.644	24.890	35.503	188.5	2	2:07.634	35.776	35.543	23.404	32.911	205.3	
11	2:16.872	38.454	37.743	24.876	35.799	188.2	3	2:07.118	35.495	35.217	23.376	33.030	201.9	
12	2:17.092	38.634	37.800	24.816	35.842	187.2	4	2:07.232	35.565	35.304	23.486	32.877	203.8	
13	2:18.279	38.373	38.982	25.167	35.757	187.8	5	2:06.410	35.319	35.100	23.085	32.906	206.9	
							6	2:16.339 B	35.640	35.546	23.898	41.255	200.7	
7	ENZO GIACOMINO	FRA						7	6:31.551	4:59.885	35.583	23.217	32.866	203.8
	JEG RACING BRS	BEON						8	2:05.771	35.183	34.790	23.143	32.655	204.5
1	2:31.894	48.249	39.258	26.253	38.134	196.7	9	2:06.115	35.326	34.954	23.045	32.790	204.2	
2	2:29.184	38.039	37.531	39.368	34.246	201.5	10	2:05.734	35.287	34.861	22.913	32.673	206.9	
3	2:13.658	38.077	37.334	24.349	33.898	201.1	11	2:12.150	36.050	35.736	27.407	32.957	203.4	
4	2:14.463	37.493	37.041	25.776	34.153	203.8	12	2:06.599	35.635	35.089	23.258	32.617	207.7	
5	2:13.116	37.520	37.093	24.546	33.957	200.4	13	2:05.412	34.998	34.993	23.098	32.323	208.5	
6	2:12.977	37.643	37.169	24.362	33.803	202.6	14	2:05.376	35.118	34.746	23.006	32.506	206.1	
7	2:42.607 B	57.137	38.167	25.540	41.763	196.7								
8	7:41.745	6:05.548	37.257	24.769	34.171	202.6	13	MARINA NAVARRO	ESP					
9	2:12.469	37.328	36.937	24.303	33.901	200.4		TCM TEAM	MIR RACING					
10	2:12.080	37.357	36.808	24.215	33.700	202.6	1	3:59.233	2:09.355	43.734	28.065	38.079	182.7	
11	2:12.771	37.291	37.192	24.577	33.711	202.2	2	2:25.076	41.116	40.027	26.789	37.144	185.9	
12	2:12.646	37.136	36.832	24.435	34.243	201.1	3	2:19.735	39.277	38.919	25.957	35.582	188.2	
13	2:11.748	36.846	36.626	24.530	33.746	204.9	4	2:21.746	39.347	40.618	26.232	35.549	188.8	
							5	2:18.706	39.055	38.479	25.538	35.634	188.2	
9	ELLIOT KASSIGIAN	FRA						6	2:18.445	39.047	38.409	25.295	35.694	193.9
	CUNA DE CAMPEONES	MIR RACING						7	2:19.157	39.152	38.961	25.669	35.375	190.1
1	3:21.053	1:40.828	39.090	25.195	35.940	185.2	8	2:16.991	38.179	38.042	25.285	35.485	188.2	
2	2:16.323	38.285	37.573	25.087	35.378	187.8	9	2:17.553	38.509	38.453	25.283	35.308	187.2	
3	2:14.624	37.550	37.309	24.613	35.152	188.8	10	2:29.902 B	40.677	39.856	25.758	43.611	187.2	
4	2:14.742	37.666	37.375	24.385	35.316	186.2	11	3:35.661	1:54.589	39.545	25.804	35.723	189.8	
5	2:30.921 B	37.901	41.960	25.355	45.705	184.9	12	2:17.070	38.664	38.254	25.112	35.040	191.8	
6	4:24.766	2:46.629	37.977	24.830	35.330	186.2	13	2:20.101	38.477	39.784	26.111	35.729	191.2	
7	2:14.909	37.795	37.491	24.529	35.094	187.5	14	2:17.796	38.651	37.951	25.452	35.742	189.8	
8	2:31.377	53.158	37.976	24.932	35.311	187.5								
9	2:14.465	37.817	37.378	24.309	34.961	188.5	14	EDUARDO GUTIERREZ	ESP					
10	2:13.860	37.631	37.213	24.153	34.863	188.8		SHM44 TEAM	BEON					
11	2:13.335	37.400	37.023	24.057	34.855	188.8	1	3:06.735	1:17.138	37.740	29.687	42.170	146.1	
12	2:13.517	37.465	37.091	24.248	34.713	192.9	2	2:17.239	37.859	38.911	24.477	35.992	204.5	
13	2:13.935	37.269	37.388	24.194	35.084	188.5	3	2:10.777	36.816	36.201	24.217	33.543	202.2	
14	2:45.319	37.428	37.629	40.487	49.775	190.5	4	2:10.044	36.313	36.011	23.723	33.997	200.4	
							5	2:12.671	36.457	37.015	24.497	34.702	190.8	
10	AFONSO DUARTE	POR						6	2:13.139	36.599	37.346	25.001	34.193	193.9
	MIGUEL OLIVEIRA RACING TEAM	BEON						7	2:12.739	37.874	36.888	24.129	33.848	200.0
1	2:43.962	1:03.323	37.990	28.428	34.221	200.7	8	2:10.429	36.221	36.446	23.935	33.827	199.6	
2	2:10.641	36.977	36.438	24.098	33.128	204.2	9	2:19.806 B	37.408	37.312	24.130	40.956	193.5	
3	2:09.579	36.348	36.108	24.003	33.120	207.7	10	9:25.629	7:50.800	36.662	24.288	33.879	200.4	
4	2:10.536	36.285	36.308	24.172	33.771	206.1	11	2:09.417	36.397	36.169	23.583	33.268	206.5	
5	2:10.253	36.398	36.623	24.229	33.003	205.7	12	2:09.989	36.327	36.336	23.713	33.613	206.5	
							13	2:13.857	36.578	38.469	24.360	34.450	197.8	

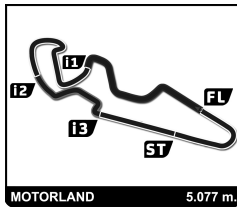


PreMoto3/Promo3 ESBK MOTORLAND ARAGÓN Entrenamiento Libre 1

Vuelta a vuelta

___ Vuelta invalidada ■ Mejor Personal ■ Mejor de la sesión B Cruzando por el pit lane

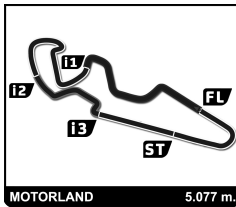
Vlt.	Tiempo	Sector 1	Sector 2	Sector 3	Sector 4	V.Max	Vlt.	Tiempo	Sector 1	Sector 2	Sector 3	Sector 4	V.Max		
15	MARTIM M. RAMOS	TRT TEAM						POR	6	2:16.516 B	36.168	35.975	23.471	40.902	199.6
		BEON						7	8:54.904	7:20.092	36.361	24.261	34.190	201.5	
1	2:26.382	48.378	39.002	25.106	33.896	205.3	8	2:08.380	35.817	35.605	23.621	33.337	202.2		
2	2:11.919	37.194	36.664	24.158	33.903	199.6	9	2:07.938	35.596	35.618	23.211	33.513	203.8		
3	2:10.813	36.898	36.358	23.933	33.624	203.0	10	2:08.357	35.671	36.054	23.306	33.326	201.9		
4	2:13.992	36.637	36.441	25.420	35.494	197.8	11	2:08.800	35.652	35.406	23.984	33.758	201.1		
5	2:16.944	37.803	41.259	24.374	33.508	206.9	12	2:07.982	35.692	35.375	23.272	33.643	201.5		
6	2:09.537	36.488	36.349	23.747	32.953	205.3	13	3:09.575 B	50.296	47.344	35.188	56.747	126.3		
7	2:11.417	37.300	36.811	24.200	33.106	207.7	20 LUCAS MOHEDANO ESP								
8	2:10.315	36.807	36.331	24.137	33.040	206.9	TCM TEAM MIR RACING								
9	2:19.767 B	37.119	36.551	24.897	41.200	191.8	1	4:22.803	2:28.264	44.195	28.410	41.934	148.8		
10	6:02.367	4:27.051	36.615	25.379	33.322	208.1	2	2:28.327	43.212	40.723	26.099	38.293	169.3		
11	2:09.604	36.498	36.122	24.065	32.919	207.3	3	2:32.178 B	40.786	40.000	26.107	45.285	169.5		
12	2:10.740	36.851	36.276	24.082	33.531	203.0	4	12:34.414	...	41.042	25.987	38.445	168.0		
13	2:12.573	36.979	36.981	24.583	34.030	201.9	5	2:29.726 B	40.107	39.558	25.511	44.550	171.7		
14	2:10.121	36.795	36.117	23.861	33.348	203.4	6	5:00.610	3:16.695	39.855	25.675	38.385	169.3		
15	2:10.480	36.672	36.377	23.986	33.445	203.4	7	2:32.596 B	41.130	39.791	25.828	45.847	166.2		
							8	3:38.542	1:55.619	39.306	25.526	38.091	167.4		
16	JOEL PONS	CUNA DE CAMPEONES						ESP	21 MATHIS FARGIER FRA						
		MIR RACING						MT RACING							
1	3:37.093	1:57.941	38.711	24.917	35.524	189.1	1	2:26.417	45.841	39.811	26.005	34.760	196.7		
2	2:37.451 B	38.057	41.160	32.238	45.996	166.9	2	2:15.004	37.600	37.701	25.260	34.443	198.5		
3	4:34.836	2:57.082	37.864	24.621	35.269	188.8	3	2:14.639	37.734	37.765	25.142	33.998	201.9		
4	2:13.599	37.439	36.928	24.407	34.825	189.5	4	2:12.916	36.989	37.169	24.698	34.060	198.9		
5	2:12.181	36.827	36.538	24.381	34.435	191.8	5	2:17.622	39.598	39.260	24.758	34.006	199.6		
6	2:19.388 B	37.570	36.925	24.595	40.298	189.5	6	2:29.646 B	37.531	42.351	26.870	42.894	192.2		
7	5:59.689	4:22.260	37.587	24.568	35.274	187.5	7	10:28.491	8:51.013	37.847	25.270	34.361	198.2		
8	2:13.715	37.269	36.928	24.272	35.246	186.2	8	2:23.941	37.708	38.527	29.762	37.944	180.6		
9	2:13.664	36.913	37.151	24.367	35.233	186.9	9	2:15.617	37.493	37.447	26.832	33.845	202.6		
10	2:14.439	38.297	36.751	24.140	35.251	186.9	10	2:13.991	37.528	37.360	25.090	34.013	206.1		
11	2:13.100	37.099	36.954	24.293	34.754	191.5	11	2:14.077	37.659	37.347	24.982	34.089	201.1		
12	2:12.444	37.488	36.551	23.837	34.568	193.9	12	2:24.132	37.741	44.729	26.850	34.812	194.9		
13	2:11.568	36.566	36.860	23.843	34.299	194.9	22 ALEJANDRA FERNANDEZ ESP								
							CUNA DE CAMPEONES MIR RACING								
1	2:44.678	1:09.584	37.812	24.227	33.055	206.9	1	2:49.294	1:10.848	38.959	24.646	34.841	191.5		
2	2:07.858	35.800	35.769	23.370	32.919	203.8	2	2:13.081	37.296	37.312	24.040	34.433	191.8		
3	2:07.519	35.937	35.541	23.342	32.699	206.5	3	2:12.836	37.103	37.154	24.364	34.215	193.2		
4	2:08.442	35.778	35.860	24.206	32.598	210.5	4	2:14.479	37.282	37.345	24.419	35.433	188.2		
5	2:11.412	35.898	38.924	23.815	32.775	213.4	5	2:19.629 B	37.230	37.022	24.585	40.792	188.8		
6	2:08.050	35.996	36.004	23.445	32.605	207.3	6	2:53.759	1:16.774	37.578	24.285	35.122	186.9		
7	2:07.415	35.846	35.697	23.185	32.687	207.7	7	2:13.585	37.458	37.086	24.164	34.877	186.9		
8	2:07.660	35.748	35.747	23.419	32.746	205.7	8	2:13.233	37.245	37.020	24.042	34.926	187.5		
9	2:19.808 B	38.492	37.324	24.032	39.960	198.2	9	2:13.399	37.312	37.009	23.966	35.112	186.2		
10	7:06.006	5:32.561	36.704	23.572	33.169	203.4	10	2:23.316 B	38.426	37.889	24.756	42.245	185.2		
11	2:19.096 B	35.724	37.808	24.696	40.868	194.6	11	4:47.344	3:09.633	38.220	24.318	35.173	186.2		
12	6:51.889	5:17.726	37.451	23.778	32.934	206.5	12	2:12.862	37.199	36.854	23.836	34.973	188.5		
17	PEDRO ALOMAR	IGAXTEAM						ESP	23 MIGUEL RODRIGUEZ ESP						
		BEON						CUNA DE CAMPEONES MIR RACING							
1	2:44.678	1:09.584	37.812	24.227	33.055	206.9	1	3:59.685	2:19.922	38.755	25.697	35.311	190.1		
2	2:07.858	35.800	35.769	23.370	32.919	203.8	2	2:15.928	38.277	37.658	24.778	35.215	188.8		
3	2:07.519	35.937	35.541	23.342	32.699	206.5	3	2:14.605	37.829	37.210	24.469	35.097	188.5		
4	2:08.442	35.778	35.860	24.206	32.598	210.5									
5	2:11.412	35.898	38.924	23.815	32.775	213.4									
6	2:08.050	35.996	36.004	23.445	32.605	207.3									
7	2:07.415	35.846	35.697	23.185	32.687	207.7									
8	2:07.660	35.748	35.747	23.419	32.746	205.7									
9	2:19.808 B	38.492	37.324	24.032	39.960	198.2									
10	7:06.006	5:32.561	36.704	23.572	33.169	203.4									
11	2:19.096 B	35.724	37.808	24.696	40.868	194.6									
12	6:51.889	5:17.726	37.451	23.778	32.934	206.5									
18	PABLO OLIVARES	GMFUEL VRC TEAM						ESP							
		MIR RACING													
1	2:11.586	36.255	37.247	24.153	33.931	199.3									
2	2:09.172	36.076	35.914	23.538	33.644	200.4									
3	2:08.152	35.759	35.514	23.393	33.486	200.4									
4	2:08.761	35.695	36.051	23.425	33.590	199.6									
5	2:07.816	35.701	35.592	23.187	33.336	200.0									



PreMoto3/Promo3
ESBK MOTORLAND ARAGÓN
Entrenamiento Libre 1
Vuelta a vuelta

— Vuelta invalidada ■ Mejor Personal ■ Mejor de la sesión B Cruzando por el pit lane

Vlt.	Tiempo	Sector 1	Sector 2	Sector 3	Sector 4	V.Max	Vlt.	Tiempo	Sector 1	Sector 2	Sector 3	Sector 4	V.Max
25 JESUS TORRES ESP													
MIR RACING													
1	2:51.746	1:11.666	39.919	25.374	34.787	195.7							
2	2:24.613B	41.287	37.458	24.482	41.386	189.1							
3	2:59.925	1:22.976	37.688	24.509	34.752	191.5							
4	2:14.327	37.814	37.375	24.231	34.907	187.8							
5	2:15.180	37.390	38.584	24.262	34.944	187.8							
6	2:13.119	37.233	37.041	23.977	34.868	187.2							
7	2:12.842	37.291	36.824	24.015	34.712	188.2							
8	2:13.138	37.298	37.039	24.115	34.686	187.8							
9	2:12.924	37.144	37.050	24.057	34.673	187.8							
10	2:21.243B	37.603	37.380	24.441	41.819	184.3							
11	4:36.562	2:57.599	38.027	25.237	35.699	183.7							
12	2:14.351	38.643	36.976	24.057	34.675	190.1							
13	2:12.912	37.098	36.651	24.309	34.854	190.8							
14	2:12.152	37.249	36.603	23.881	34.419	191.5							
26 REMY SANJUAN FRA													
MÉCAPROJETS TEAM ADO							BEON						
1	6:57.955	5:21.679	37.747	25.029	33.500	206.5							
2	2:10.601	37.057	36.500	23.989	33.055	207.7							
3	2:10.728	36.655	36.362	24.113	33.598	203.4							
4	2:09.576	36.391	36.399	23.850	32.936	209.7							
5	2:12.270	37.578	36.217	24.916	33.559	198.2							
6	2:09.997	36.449	36.380	23.955	33.213	206.9							
7	2:20.020B	36.752	36.415	27.424	39.429	205.3							
8	3:46.992	2:07.562	38.186	26.196	35.048	197.8							
9	2:10.818	36.875	36.297	24.092	33.554	204.2							
10	2:10.318	36.780	36.195	23.836	33.507	205.7							
11	2:11.302	37.437	36.582	24.177	33.106	202.6							
12	2:09.084	36.370	35.839	23.773	33.102	208.9							
13	2:09.737	36.566	36.059	23.846	33.266	206.1							
14	2:17.835	36.394	36.298	29.078	36.065	198.2							
29 RANDY TRUCHOT FRA													
BS RACING							BEON						
1	2:32.490	50.036	39.567	26.545	36.342	201.1							
2	2:19.165	39.159	38.829	26.146	35.031	197.8							
3	2:19.658	39.568	38.762	26.515	34.813	201.1							
4	2:19.066	38.460	40.836	25.315	34.455	202.6							
5	2:15.588	38.019	37.594	25.502	34.473	201.1							
6	2:16.068	38.039	37.795	25.647	34.587	200.7							
7	2:17.367	38.720	38.102	25.820	34.725	199.6							
8	2:28.092B	38.955	39.393	26.582	43.162	199.3							
9	7:51.356	6:12.201	38.697	25.825	34.633	198.9							
10	2:15.933	38.424	37.666	25.310	34.533	200.4							
11	2:15.641	38.365	37.877	25.102	34.297	201.1							
12	2:21.763	38.506	42.094	26.439	34.724	200.7							
13	2:24.201	38.417	44.976	26.516	34.292	203.0							
32 MARCOS LUDEÑA ESP													
SHM44 TEAM							MIR RACING						
1	3:06.893	1:18.872	39.040	26.867	42.114	145.6							
2	2:14.794	38.377	37.351	24.463	34.603	200.0							
3	2:13.299	38.220	36.755	24.368	33.956	204.5							
4	2:11.329	36.887	36.615	24.065	33.762	201.9							
5	2:10.566	36.792	36.351	23.864	33.559	200.4							
6	2:12.531	37.096	37.386	24.077	33.972	197.4							
7	18:19.248	...	40.376	31.576	37.192	177.6							
8	2:12.176	37.474	36.656	23.991	34.055	199.3							
9	2:11.564	36.879	36.920	24.049	33.716	204.2							
33 ENZO HOARAU FRA													
BS RACING							BEON						
1	3:07.219	1:10.786	43.281	30.180	42.972	140.8							
2	2:23.083	44.143	40.568	24.871	33.501	199.3							
3	2:10.974	37.002	36.379	24.188	33.405	199.3							
4	2:10.245	36.520	35.924	24.569	33.232	199.3							
5	2:09.506	36.640	36.104	23.871	32.891	202.6							
6	2:09.524	36.435	36.129	24.107	32.853	204.5							
7	2:20.952B	39.739	37.296	25.090	38.827	199.3							
8	7:43.785	6:09.803	36.284	24.322	33.376	201.1							
9	2:09.778	36.685	36.052	23.856	33.185	201.1							
10	2:08.814	36.357	35.594	23.952	32.911	203.4							
11	2:08.495	36.355	35.645	23.614	32.881	202.2							
12	2:25.529	36.642	47.878	26.142	34.867	192.2							
13	2:08.782	36.132	35.850	23.970	32.830	204.9							
34 EITAN G. GRAS URU													
BEON													
1	2:44.709	1:02.745	40.509	26.932	34.523	201.1							
2	2:13.308	37.735	37.450	24.287	33.836	201.9							
3	2:10.579	36.722	36.297	24.202	33.358	208.5							
4	2:10.395	36.730	36.362	23.742	33.561	201.9							
5	2:09.543	36.335	36.186	23.702	33.320	203.4							
6	2:08.996	35.927	36.152	23.658	33.259	203.4							
7	2:09.432	35.979	35.957	24.044	33.452	201.9							



PreMoto3/Promo3
ESBK MOTORLAND ARAGÓN
Entrenamiento Libre 1
Vuelta a vuelta

___ Vuelta invalidada ■ Mejor Personal ■ Mejor de la sesión B Cruzando por el pit lane

Vlt.	Tiempo	Sector 1	Sector 2	Sector 3	Sector 4	V.Max	Vlt.	Tiempo	Sector 1	Sector 2	Sector 3	Sector 4	V.Max
8	2:20.360B	37.314	37.613	24.579	40.854	200.7	5	2:08.601	35.637	35.943	23.743	33.278	203.4
9	8:55.392	7:21.522	36.534	23.803	33.533	202.2	6	2:07.618	36.018	35.538	23.394	32.668	205.7
10	2:09.454	36.247	36.066	23.710	33.431	203.4	7	2:23.765B	40.381	37.415	23.966	42.003	207.7
11	2:11.476	37.966	36.462	23.671	33.377	203.4	8	11:09.807	9:37.521	35.865	23.552	32.869	204.5
12	2:09.287	36.136	36.116	23.568	33.467	205.3	9	2:07.822	35.873	35.400	23.550	32.999	206.5

35 MIGUEL BERNAL ESP
CORSE FACTORY RACING TEAM CORSE

1	2:48.522	1:09.153	39.146	25.614	34.609	196.4
2	2:12.863	37.415	37.040	24.311	34.097	197.4
3	2:13.045	37.575	36.890	24.119	34.461	193.5
4	2:12.186	36.901	36.732	23.963	34.590	192.9
5	2:11.793	36.983	36.658	23.859	34.293	192.9
6	2:20.450B	37.270	36.450	24.070	42.660	174.2
7	6:57.784	5:20.059	38.241	24.469	35.015	191.5
8	2:12.441	37.202	36.617	24.027	34.595	190.8
9	2:12.430	37.065	36.748	23.986	34.631	190.5
10	2:24.225B	38.597	39.163	25.525	40.940	179.4
11	2:45.097	1:07.710	38.416	24.941	34.030	199.6
12	2:10.171	36.376	36.144	23.803	33.848	196.4
13	2:11.708	36.705	36.639	23.877	34.487	192.9
14	2:15.141	36.809	38.593	24.732	35.007	190.5

42 MARIO SALLES BRA
RXP MIR RACING MIR RACING

1	3:23.987	1:42.825	40.900	25.155	35.107	190.5
2	2:14.929	37.967	37.516	24.704	34.742	191.2
3	2:15.155	37.690	37.524	24.847	35.094	189.8
4	2:14.506	37.900	37.587	24.503	34.516	192.5
5	2:14.164	37.528	37.351	24.400	34.885	191.2
6	2:14.989	37.882	37.449	24.724	34.934	189.8
7	2:14.719	37.911	37.433	24.391	34.984	189.1
8	2:24.292B	38.027	37.563	24.671	44.031	187.5
9	12:04.048	...	37.575	24.672	34.563	192.9
10	2:15.044	37.650	38.059	24.626	34.709	191.8
11	2:17.168	38.004	39.403	24.632	35.129	188.5

44 MARK PEREZ ESP
CUNA DE CAMPEONES MIR RACING

1	3:06.499	1:17.615	37.540	29.850	41.494	141.2
2	2:12.799	37.794	36.687	24.510	33.808	200.0
3	2:16.776	37.198	36.394	29.618	33.566	203.8
4	2:10.198	36.638	35.941	24.202	33.417	203.4
5	2:10.554	36.519	35.932	24.367	33.736	199.6
6	2:11.451	36.958	36.272	24.424	33.797	200.0
7	2:11.198	37.016	36.290	24.044	33.848	202.6
8	2:10.777	36.692	36.310	24.283	33.492	200.0
9	2:24.988B	39.561	38.966	24.669	41.792	202.6
10	12:11.964	...	36.647	26.187	37.476	178.5
11	2:18.196	38.710	36.100	29.593	33.793	202.6

45 ALEX LONGARELA ESP
IGAXTEAM BEON

1	2:46.598	1:10.448	38.239	24.703	33.208	206.1
2	2:08.303	36.253	35.874	23.646	32.530	209.3
3	2:08.293	36.197	35.939	23.440	32.717	206.5
4	2:06.976	35.753	35.395	23.320	32.508	209.7

54 JESUS RIOS ESP
MRE TALENT BEON

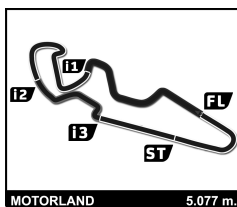
1	3:07.108	1:10.588	43.387	29.764	43.369	140.6
2	2:37.493	45.261	42.295	28.224	41.713	141.7
3	2:29.311	42.794	40.559	26.865	39.093	154.9
4	2:22.289	40.304	39.244	25.702	37.039	175.3
5	2:21.919	39.219	38.958	25.990	37.752	170.6
6	2:13.703	38.714	36.711	24.500	33.778	197.8
7	2:09.991	36.714	35.747	24.028	33.502	198.5
8	2:09.014	36.225	35.662	23.769	33.358	198.9
9	2:11.295	37.389	36.237	24.064	33.605	198.5
10	2:27.441B	38.049	36.878	25.477	47.037	191.2
11	6:09.348	4:34.567	36.690	24.276	33.815	198.9
12	2:08.330	36.176	35.449	23.653	33.052	203.8
13	2:08.272	36.061	35.400	23.519	33.292	198.5
14	2:20.789B	36.033	37.086	24.712	42.958	196.0

65 IZAN CURIA ESP
TEMA CURIA / SEMILLAS AZTECA BEON

1	13:19.135	...	39.650	26.106	34.774	198.9
2	2:16.081	38.739	37.576	25.512	34.254	198.9
3	2:15.049	38.587	37.690	24.866	33.906	200.4
4	2:13.887	38.044	37.118	24.968	33.757	199.6
5	2:13.005	37.981	36.876	24.322	33.826	200.4
6	2:14.098	37.543	37.511	24.861	34.183	200.4
7	2:27.192B	38.304	43.748	25.303	39.837	207.7
8	4:19.706	2:41.015	38.864	25.467	34.360	199.3
9	2:15.334	38.780	37.868	24.950	33.736	204.9
10	2:25.106	37.810	46.874	26.137	34.285	200.4

66 MANDINE QUENTIN FRA
MAD RACING TEAM BEON

1	2:28.261	48.565	39.227	26.279	34.190	198.9
2	2:13.771	37.641	37.150	25.216	33.764	198.9
3	2:14.260	37.680	37.607	25.324	33.649	203.8
4	2:13.903	37.570	37.669	25.197	33.467	205.3
5	2:12.276	37.147	36.916	24.690	33.523	203.8
6	2:12.029	37.088	36.633	24.776	33.532	203.0
7	2:12.917	37.735	36.987	24.600	33.595	199.6
8	2:13.853	38.007	36.995	24.975	33.876	201.9
9	2:12.340	37.139	36.792	24.640	33.769	200.0
10	2:12.686	37.409	36.863	24.523	33.891	197.8
11	2:25.437B	37.963	38.011	25.582	43.881	196.4
12	6:24.054	4:47.753	38.024	24.722	33.555	202.6
13	2:12.038	37.076	36.945	24.396	33.621	202.2
14	2:12.881	37.224	36.763	24.564	34.330	200.4



PreMoto3/Promo3
ESBK MOTORLAND ARAGÓN
Entrenamiento Libre 1

Vuelta a vuelta

— Vuelta invalidada ■ Mejor Personal ■ Mejor de la sesión B Cruzando por el pit lane

Vlt.	Tiempo	Sector 1	Sector 2	Sector 3	Sector 4	V.Max	Vlt.	Tiempo	Sector 1	Sector 2	Sector 3	Sector 4	V.Max
71	CARLOS CANO					ESP	12	2:10.388	36.872	36.405	23.749	33.362	203.4
	H43 TEAM-NOBBY					BEON	13	2:11.992	36.855	36.763	24.645	33.729	202.6
							14	2:11.457	37.153	36.485	24.047	33.772	198.9
1	2:18.850	42.140	38.326	24.439	33.945	195.3							
2	2:11.099	37.026	36.467	23.984	33.622	197.4							
3	2:10.421	36.522	36.480	23.966	33.453	197.8							
4	2:09.989	36.477	36.028	23.769	33.715	197.1							
5	2:10.885	36.461	36.234	24.476	33.714	196.4							
6	2:09.666	36.397	35.978	23.785	33.506	197.1							
7	2:09.317	36.262	36.058	23.635	33.362	197.8							
8	2:14.868B	36.380	36.107	23.723	38.658	198.5							
9	9:12.836	7:38.115	36.749	24.301	33.671	198.2							
10	2:09.559	36.479	35.940	23.733	33.407	198.5							
11	2:09.008	36.101	36.014	23.623	33.270	199.3							
12	2:08.975	36.203	35.974	23.771	33.027	200.0							
13	2:08.031	35.782	35.623	23.582	33.044	201.1							
98	MIKA SIEBDRATH					GER							
	CUNA DE CAMPEONES					MIR RACING							
1	2:51.994	1:11.402	39.969	25.428	35.195	187.8							
2	2:17.757	38.778	37.611	24.656	36.712	188.8							
72	GUILHERME PAULINO FERNANDES					BRA							
	RXP MIR RACING					MIR RACING							
1	3:33.496	1:49.036	41.336	26.544	36.580	181.8							
2	2:22.280	40.254	39.649	25.845	36.532	179.7							
3	2:21.007	40.086	39.041	25.850	36.030	179.7							
4	2:19.642	39.215	38.627	25.480	36.320	182.7							
5	2:20.594	39.411	38.784	25.992	36.407	181.5							
6	2:19.158	39.590	38.582	25.380	35.606	187.2							
7	2:18.413	38.928	38.377	25.214	35.894	182.4							
8	2:19.700	39.322	38.604	25.648	36.126	180.0							
9	2:20.208	39.734	38.868	25.496	36.110	180.0							
10	2:18.923	39.338	38.593	25.314	35.678	183.7							
11	2:18.878	39.273	38.397	25.386	35.822	180.9							
12	2:18.438	38.945	38.330	25.461	35.702	184.6							
13	2:36.528	42.621	42.967	28.613	42.327	134.7							
14	2:31.116B	39.085	38.543	26.455	47.033	163.1							
77	KERMAN D. MARTINEZ					VEN							
	CUNA DE CAMPEONES					MIR RACING							
1	2:47.150	1:10.790	38.007	24.875	33.478	205.3							
2	2:10.777	36.908	36.315	24.098	33.456	205.3							
3	2:10.567	36.376	36.387	24.249	33.555	201.9							
4	2:13.821	37.050	39.061	24.181	33.529	201.5							
5	2:10.408	36.594	36.362	23.922	33.530	201.1							
6	21:24.878	36.374	36.170	...	34.175	201.5							
7	2:11.108	36.757	36.514	24.064	33.773	200.0							
78	HENRI MIGNOT					FRA							
	JEG RACING BRS					BEON							
1	2:28.599	47.859	39.493	26.028	35.219	198.9							
2	2:13.201	37.645	37.268	24.494	33.794	201.9							
3	2:13.899	37.625	37.730	24.528	34.016	199.6							
4	2:12.341	37.133	37.053	23.980	34.175	198.2							
5	2:11.690	37.002	36.781	24.328	33.579	201.1							
6	2:12.196	36.616	36.810	24.618	34.152	200.7							
7	2:10.899	36.996	36.504	23.904	33.495	202.6							
8	2:18.343B	36.873	36.541	24.305	40.624	199.3							
9	6:16.067	4:40.859	37.215	24.194	33.799	200.0							
10	2:11.513	37.039	36.566	23.962	33.946	198.5							
11	2:11.565	36.965	36.551	24.400	33.649	200.4							