

ESBK TALENT ESBK MOTORLAND Entrenamiento Cronometrado

Classification

| No | Rider | Nat | Team | Bike | Tires | Cl. | Time | Lap Total | Gap | Kph |
|----------------------------------|------------------------|-----|-----------------------------------|------|---------|--------|-----------------|-----------|---------------|-------|
| 1 | 4 QABIL IRFAN | MAS | FRANDO RACING VHC TEAM LIQUI MOLY | | Pirelli | Talent | 2:03.900 | 11 11 | - | 147.5 |
| 2 | 85 ENZO ZARAGOZA | ESP | ASPAR KSB TECHNICAL ACADEMY | | Pirelli | Talent | 2:03.944 | 11 12 | +0.044 +0.044 | 147.5 |
| 3 | 38 ALESSIO ARNOLD | SUI | FULL MOTO SQUADRA CORSE | | Pirelli | Talent | 2:04.028 | 5 9 | +0.128 +0.084 | 147.4 |
| 4 | 41 IVAN MAIOROV | ESP | IGAXTEAM SNIPERS | | Pirelli | Talent | 2:04.196 | 12 12 | +0.296 +0.168 | 147.2 |
| 5 | 19 NATHAN T. GOUKER | USA | FRANDO RACING VHC TEAM LIQUI MOLY | | Pirelli | Talent | 2:04.346 | 8 11 | +0.446 +0.150 | 147.0 |
| 6 | 49 IZAN RODRIGUEZ | ESP | ETG RACING | | Pirelli | Talent | 2:04.386 | 12 12 | +0.486 +0.040 | 146.9 |
| 7 | 22 JONATHAN RAMILA | ESP | MIR RACING FINETWORK CUP TEAM | | Pirelli | Talent | 2:04.738 | 6 12 | +0.838 +0.352 | 146.5 |
| 8 | 58 MARCO HOLT | GBR | MIR RACING FINETWORK CUP TEAM | | Pirelli | Talent | 2:05.011 | 2 9 | +1.111 +0.273 | 146.2 |
| 9 | 24 JHON A. LOPEZ | COL | | | Pirelli | Talent | 2:05.028 | 5 10 | +1.128 +0.017 | 146.2 |
| 10 | 98 MIKA SIEBDRATH | GER | SUPERHUGO44 | | Pirelli | Talent | 2:05.096 | 9 12 | +1.196 +0.068 | 146.1 |
| 11 | 48 ANDRES GARCIA | ESP | IGAXTEAM SNIPERS | | Pirelli | Talent | 2:05.102 | 5 12 | +1.202 +0.006 | 146.1 |
| 12 | 20 IKER RODRIGUEZ | ESP | MIR RACING FINETWORK CUP TEAM | | Pirelli | Talent | 2:05.122 | 5 12 | +1.222 +0.020 | 146.1 |
| 13 | 8 NIKOLA MIROSLAVOV | BUL | | | Pirelli | Talent | 2:05.181 | 11 11 | +1.281 +0.059 | 146.0 |
| 14 | 11 BAUTISTA FARIAS | ARG | AIPAR TEAM | | Pirelli | Talent | 2:05.251 | 4 11 | +1.351 +0.070 | 145.9 |
| 15 | 14 DAVID PERIS | ESP | ALMA RACING TEAM | | Pirelli | Talent | 2:05.538 | 11 11 | +1.638 +0.287 | 145.6 |
| 16 | 44 LEONARDO CASADEI | ITA | IGAXTEAM SNIPERS | | Pirelli | Talent | 2:05.845 | 6 12 | +1.945 +0.307 | 145.2 |
| 17 | 21 DAVID SANCHEZ | ESP | TEAM HONDA LAGLISSE | | Pirelli | Talent | 2:05.850 | 3 10 | +1.950 +0.005 | 145.2 |
| 18 | 16 TOMMASO PIERONI | ITA | MIR RACING FINETWORK CUP TEAM | | Pirelli | Talent | 2:06.083 | 5 12 | +2.183 +0.233 | 145.0 |
| 19 | 55 JIMMY PRIMAUT | FRA | MECAPROJETS TEAM ADO | | Pirelli | Talent | 2:06.151 | 4 8 | +2.251 +0.068 | 144.9 |
| 20 | 64 CARMELO BELLUZZO | ITA | ETG RACING | | Pirelli | Talent | 2:06.345 | 11 11 | +2.445 +0.194 | 144.7 |
| 21 | 42 MATTEO BERGER | FRA | | | Pirelli | Talent | 2:06.351 | 10 10 | +2.451 +0.006 | 144.7 |
| 22 | 99 TEERIN FLEMING | THA | ETG RACING | | Pirelli | Talent | 2:06.411 | 9 11 | +2.511 +0.060 | 144.6 |
| 23 | 81 JOSE CEA | ESP | ALMA RACING TEAM | | Pirelli | Talent | 2:06.726 | 4 8 | +2.826 +0.315 | 144.2 |
| 24 | 79 SALVADOR CASSINI | ARG | AIPAR TEAM | | Pirelli | Talent | 2:06.807 | 5 10 | +2.907 +0.081 | 144.1 |
| 25 | 91 MAHDI S. ABUAWAD | USA | ETG RACING | | Pirelli | Talent | 2:07.138 | 7 10 | +3.238 +0.331 | 143.8 |
| 26 | 3 ARCHIE GIBBS | GBR | FRANDO RACING VHC TEAM LIQUI MOLY | | Pirelli | Talent | 2:07.287 | 4 9 | +3.387 +0.149 | 143.6 |
| 27 | 34 FACUNDO A. MEDINA | ARG | TEAM HONDA LAGLISSE | | Pirelli | Talent | 2:07.497 | 9 10 | +3.597 +0.210 | 143.4 |
| 28 | 77 JOEL MORA | ROM | | | Pirelli | Talent | 2:08.012 | 4 10 | +4.112 +0.515 | 142.8 |
| 29 | 2 TRISTAN CARBONNEL | FRA | | | Pirelli | Talent | 2:08.136 | 9 12 | +4.236 +0.124 | 142.6 |
| 30 | 7 LUKE FITCHETT | GBR | BRP RACING | | Pirelli | Talent | 2:08.184 | 9 12 | +4.284 +0.048 | 142.6 |
| 31 | 10 ALEX LLINARES | ESP | TCM | | Pirelli | Talent | 2:08.876 | 8 10 | +4.976 +0.692 | 141.8 |
| 32 | 66 QUENTIN MANDINE | FRA | AIPAR TEAM | | Pirelli | Talent | 2:10.094 | 8 11 | +6.194 +1.218 | 140.5 |
| 33 | 46 FREDERICO GONÇALVES | PRT | | | Pirelli | Talent | 2:10.738 | 10 11 | +6.838 +0.644 | 139.8 |
| Max. qual. time: 2:18.768 | | | | | | | | | | |
| 26 | LOUIS COULOM | FRA | ETG RACING | | Pirelli | Talent | 2:19.494 | 2 7 | | 131.0 |

Fastest Lap: Lap 11 | QABIL IRFAN | 2:03.900 | 147.5 Kph

Track Status: **DRY**

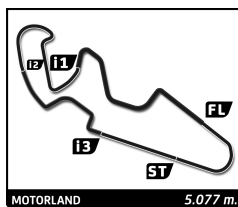
Published at:

Director de Carrera:

Cronometrador:

Alberto Estébanez





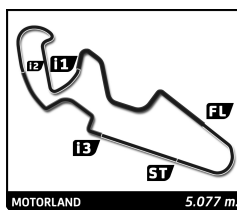
ESBK TALENT

ESBK MOTORLAND

Entrenamiento Cronometrado

Best Top Speed

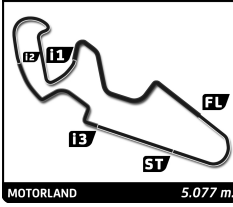
| No Rider | Team | Class | Top 1 | | Top 2 | | Top 3 | | Top 4 | | Top 5 | | |
|----------|---------------------|-----------------------------------|-------|-----|-------|-----|-------|-----|-------|-----|-------|-----|-------|
| | | | Kph | Lap | Kph | Lap | Kph | Lap | Kph | Lap | Kph | Lap | Avg |
| 24 | JHON A. LOPEZ | Talent | 220.9 | 5 | 216.0 | 1 | 215.6 | 6 | 214.7 | 4 | 214.7 | 2 | 216,4 |
| 44 | LEONARDO CASADEI | IGAXTEAM SNIPERS | 219.1 | 2 | 216.9 | 5 | 216.4 | 4 | 216.0 | 6 | 214.7 | 12 | 216,6 |
| 11 | BAUTISTA FARIAS | AIPAR TEAM | 216.4 | 2 | 215.6 | 3 | 213.9 | 4 | 213.0 | 11 | 212.2 | 5 | 214,2 |
| 48 | ANDRES GARCIA | IGAXTEAM SNIPERS | 216.4 | 5 | 213.4 | 10 | 213.4 | 6 | 212.6 | 12 | 212.2 | 11 | 213,6 |
| 41 | IVAN MAIOROV | IGAXTEAM SNIPERS | 215.6 | 5 | 214.7 | 10 | 211.8 | 1 | 210.1 | 12 | 208.9 | 11 | 212,2 |
| 58 | MARCO HOLT | MIR RACING FINETWORK CUP TEAM | 215.6 | 2 | 210.9 | 4 | 210.5 | 5 | 207.7 | 9 | 206.9 | 6 | 210,3 |
| 38 | ALESSIO ARNOLD | FULL MOTO SQUADRA CORSE | 214.7 | 5 | 214.3 | 6 | 213.9 | 9 | 213.4 | 4 | 211.4 | 8 | 213,5 |
| 77 | JOEL MORA | | 214.3 | 10 | 214.3 | 4 | 210.9 | 9 | 209.7 | 8 | 208.5 | 7 | 211,5 |
| 85 | ENZO ZARAGOZA | ASPAR KSB TECHNICAL ACADEMY | 214.3 | 9 | 213.4 | 5 | 213.0 | 4 | 212.6 | 7 | 211.4 | 12 | 212,9 |
| 20 | IKER RODRIGUEZ | MIR RACING FINETWORK CUP TEAM | 213.9 | 9 | 212.6 | 12 | 212.2 | 6 | 211.8 | 4 | 210.1 | 3 | 212,1 |
| 21 | DAVID SANCHEZ | TEAM HONDA LAGLISSE | 213.9 | 10 | 210.1 | 5 | 207.3 | 3 | 206.1 | 4 | 205.3 | 6 | 208,5 |
| 19 | NATHAN T. GOUKER | FRANDO RACING VHC TEAM LIQUI MOLY | 213.4 | 11 | 210.5 | 8 | 206.9 | 7 | 206.5 | 5 | 206.5 | 4 | 208,8 |
| 79 | SALVADOR CASSINI | AIPAR TEAM | 213.0 | 10 | 212.6 | 9 | 209.7 | 8 | 206.9 | 5 | 204.2 | 4 | 209,3 |
| 91 | MAHDI S. ABUAWAD | ETG RACING | 213.0 | 3 | 210.9 | 7 | 208.5 | 4 | 208.1 | 5 | 206.9 | 8 | 209,5 |
| 2 | TRISTAN CARBONNEL | | 212.6 | 5 | 212.6 | 4 | 211.8 | 9 | 210.9 | 6 | 209.7 | 8 | 211,5 |
| 14 | DAVID PERIS | ALMA RACING TEAM | 212.6 | 6 | 211.4 | 11 | 210.5 | 5 | 210.1 | 3 | 208.5 | 8 | 210,6 |
| 16 | TOMMASO PIERONI | MIR RACING FINETWORK CUP TEAM | 212.2 | 12 | 211.4 | 4 | 209.3 | 9 | 209.3 | 6 | 208.5 | 11 | 210,1 |
| 98 | MIKA SIEBDRATH | SUPERHUGO44 | 212.2 | 4 | 212.2 | 2 | 211.4 | 10 | 210.9 | 6 | 210.5 | 11 | 211,4 |
| 42 | MATTEO BERGER | | 211.8 | 10 | 209.7 | 8 | 209.3 | 9 | 208.1 | 7 | 206.5 | 2 | 209,1 |
| 34 | FACUNDO A. MEDINA | TEAM HONDA LAGLISSE | 210.9 | 10 | 208.9 | 9 | 206.5 | 5 | 204.2 | 4 | 203.4 | 3 | 206,8 |
| 49 | IZAN RODRIGUEZ | ETG RACING | 210.9 | 2 | 208.1 | 12 | 207.3 | 6 | 206.1 | 11 | 205.3 | 5 | 207,5 |
| 22 | JONATHAN RAMILA | MIR RACING FINETWORK CUP TEAM | 210.1 | 7 | 209.3 | 10 | 208.9 | 11 | 208.9 | 4 | 208.9 | 3 | 209,2 |
| 55 | JIMMY PRIMAUT | MECAPROJETS TEAM ADO | 210.1 | 4 | 203.8 | 8 | 202.6 | 7 | 199.3 | 2 | 199.3 | 6 | 203,0 |
| 4 | QABIL IRFAN | FRANDO RACING VHC TEAM LIQUI MOLY | 209.7 | 6 | 208.5 | 5 | 208.1 | 11 | 206.1 | 4 | 205.7 | 10 | 207,6 |
| 64 | CARMELO BELLUZZO | ETG RACING | 209.7 | 5 | 207.7 | 2 | 207.3 | 11 | 205.3 | 1 | 204.9 | 10 | 207,0 |
| 81 | JOSE CEA | ALMA RACING TEAM | 209.7 | 8 | 209.3 | 4 | 208.5 | 5 | 206.9 | 7 | 206.1 | 1 | 208,1 |
| 3 | ARCHIE GIBBS | FRANDO RACING VHC TEAM LIQUI MOLY | 208.9 | 3 | 207.7 | 4 | 207.3 | 8 | 204.5 | 5 | 203.4 | 7 | 206,4 |
| 99 | TEERIN FLEMING | ETG RACING | 208.5 | 9 | 206.9 | 3 | 205.7 | 11 | 204.9 | 8 | 203.8 | 6 | 206,0 |
| 7 | LUKE FITCHETT | BRP RACING | 208.1 | 6 | 207.7 | 10 | 207.3 | 4 | 206.1 | 9 | 205.7 | 7 | 207,0 |
| 8 | NIKOLA MIROSLAVOV | | 207.3 | 8 | 206.5 | 7 | 205.7 | 6 | 205.3 | 11 | 205.3 | 5 | 206,0 |
| 10 | ALEX LLINARES | TCM | 204.2 | 6 | 203.8 | 7 | 203.4 | 10 | 203.4 | 8 | 203.0 | 5 | 203,6 |
| 46 | FREDERICO GONÇALVES | | 201.5 | 5 | 198.5 | 1 | 196.7 | 10 | 196.7 | 6 | 196.0 | 4 | 197,9 |
| 66 | QUENTIN MANDINE | AIPAR TEAM | 201.1 | 5 | 200.7 | 4 | 199.6 | 10 | 197.4 | 11 | 197.4 | 8 | 199,2 |
| 26 | LOUIS COULOM | ETG RACING | 198.5 | 6 | 196.4 | 3 | 195.3 | 4 | 194.9 | 2 | 192.5 | 1 | 195,5 |



ESBK TALENT
ESBK MOTORLAND
Entrenamiento Cronometrado

Best Sector Times

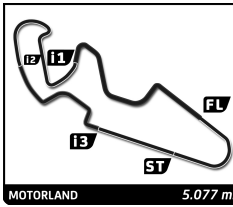
| Sector 1 | | | Sector 2 | | | Sector 3 | | | Sector 4 | | | Pos | No | Ideal Lap | Best Lap | |
|----------|----|--------------|----------|----|--------------|----------|----|--------------|----------|----|--------------|--------|----|-----------|----------|---------------|
| Pos | No | Rider | Time | No | Rider | Time | No | Rider | Time | No | Rider | | | | | Time |
| 1 | 38 | A.ARNOLD | 34.553 | 4 | Q.IRFAN | 34.277 | 4 | Q.IRFAN | 22.462 | 85 | E.ZARAGOZA | 31.876 | 1 | 38 | 2:03.611 | 2:04.028 (3) |
| 2 | 4 | Q.IRFAN | 34.778 | 49 | I.RODRIGUEZ | 34.356 | 49 | I.RODRIGUEZ | 22.477 | 24 | J.LOPEZ | 31.909 | 2 | 4 | 2:03.707 | 2:03.900 (1) |
| 3 | 49 | I.RODRIGUEZ | 34.847 | 85 | E.ZARAGOZA | 34.421 | 38 | A.ARNOLD | 22.533 | 20 | I.RODRIGUEZ | 31.986 | 3 | 85 | 2:03.771 | 2:03.944 (2) |
| 4 | 41 | I.MAIOROV | 34.898 | 38 | A.ARNOLD | 34.453 | 85 | E.ZARAGOZA | 22.561 | 11 | B.FARIAS | 32.003 | 4 | 49 | 2:04.079 | 2:04.386 (6) |
| 5 | 19 | N.GOUKER | 34.911 | 41 | I.MAIOROV | 34.520 | 41 | I.MAIOROV | 22.623 | 48 | A.GARCIA | 32.056 | 5 | 41 | 2:04.166 | 2:04.196 (4) |
| 6 | 85 | E.ZARAGOZA | 34.913 | 22 | J.RAMILA | 34.534 | 22 | J.RAMILA | 22.644 | 19 | N.GOUKER | 32.069 | 6 | 19 | 2:04.225 | 2:04.346 (5) |
| 7 | 58 | M.HOLT | 34.931 | 19 | N.GOUKER | 34.535 | 19 | N.GOUKER | 22.710 | 38 | A.ARNOLD | 32.072 | 7 | 22 | 2:04.384 | 2:04.738 (7) |
| 8 | 22 | J.RAMILA | 34.996 | 58 | M.HOLT | 34.544 | 8 | N.MIROSLAVOV | 22.740 | 44 | L.CASADEI | 32.081 | 8 | 58 | 2:04.387 | 2:05.011 (8) |
| 9 | 11 | B.FARIAS | 35.080 | 98 | M.SIEBDRATH | 34.613 | 58 | M.HOLT | 22.743 | 41 | I.MAIOROV | 32.125 | 9 | 11 | 2:04.632 | 2:05.251 (14) |
| 10 | 48 | A.GARCIA | 35.092 | 8 | N.MIROSLAVOV | 34.668 | 20 | I.RODRIGUEZ | 22.747 | 58 | M.HOLT | 32.169 | 10 | 20 | 2:04.702 | 2:05.122 (12) |
| 11 | 8 | N.MIROSLAVOV | 35.175 | 24 | J.LOPEZ | 34.691 | 11 | B.FARIAS | 22.761 | 4 | Q.IRFAN | 32.190 | 11 | 24 | 2:04.862 | 2:05.028 (9) |
| 12 | 98 | M.SIEBDRATH | 35.179 | 20 | I.RODRIGUEZ | 34.751 | 55 | J.PRIMAUT | 22.818 | 22 | J.RAMILA | 32.210 | 12 | 98 | 2:04.927 | 2:05.096 (10) |
| 13 | 20 | I.RODRIGUEZ | 35.218 | 14 | D.PERIS | 34.774 | 98 | M.SIEBDRATH | 22.853 | 98 | M.SIEBDRATH | 32.282 | 13 | 8 | 2:05.080 | 2:05.181 (13) |
| 14 | 16 | T.PIERONI | 35.232 | 11 | B.FARIAS | 34.788 | 14 | D.PERIS | 22.859 | 14 | D.PERIS | 32.385 | 14 | 48 | 2:05.102 | 2:05.102 (11) |
| 15 | 24 | J.LOPEZ | 35.259 | 42 | M.BERGER | 34.829 | 21 | D.SANCHEZ | 22.862 | 49 | I.RODRIGUEZ | 32.399 | 15 | 14 | 2:05.289 | 2:05.538 (15) |
| 16 | 14 | D.PERIS | 35.271 | 21 | D.SANCHEZ | 34.858 | 64 | C.BELLUZZO | 22.945 | 91 | M.ABUAWAD | 32.404 | 16 | 21 | 2:05.526 | 2:05.850 (17) |
| 17 | 44 | L.CASADEI | 35.363 | 48 | A.GARCIA | 34.925 | 16 | T.PIERONI | 22.951 | 21 | D.SANCHEZ | 32.430 | 17 | 16 | 2:05.703 | 2:06.083 (18) |
| 18 | 99 | T.FLEMING | 35.375 | 55 | J.PRIMAUT | 34.996 | 24 | J.LOPEZ | 23.003 | 16 | T.PIERONI | 32.456 | 18 | 44 | 2:05.736 | 2:05.845 (16) |
| 19 | 21 | D.SANCHEZ | 35.376 | 44 | L.CASADEI | 35.018 | 48 | A.GARCIA | 23.029 | 79 | S.CASSINI | 32.468 | 19 | 55 | 2:06.014 | 2:06.151 (19) |
| 20 | 3 | A.GIBBS | 35.430 | 16 | T.PIERONI | 35.064 | 2 | T.CARBONNEL | 23.108 | 64 | C.BELLUZZO | 32.494 | 20 | 64 | 2:06.047 | 2:06.345 (20) |
| 21 | 64 | C.BELLUZZO | 35.536 | 64 | C.BELLUZZO | 35.072 | 42 | M.BERGER | 23.145 | 8 | N.MIROSLAVOV | 32.497 | 21 | 42 | 2:06.277 | 2:06.351 (21) |
| 22 | 55 | J.PRIMAUT | 35.593 | 3 | A.GIBBS | 35.125 | 81 | J.CEA | 23.156 | 42 | M.BERGER | 32.607 | 22 | 99 | 2:06.331 | 2:06.411 (22) |
| 23 | 79 | S.CASSINI | 35.596 | 99 | T.FLEMING | 35.168 | 99 | T.FLEMING | 23.172 | 55 | J.PRIMAUT | 32.607 | 23 | 79 | 2:06.611 | 2:06.807 (24) |
| 24 | 81 | J.CEA | 35.652 | 81 | J.CEA | 35.205 | 7 | L.FITCHETT | 23.264 | 99 | T.FLEMING | 32.616 | 24 | 3 | 2:06.646 | 2:07.287 (26) |
| 25 | 42 | M.BERGER | 35.696 | 34 | F.MEDINA | 35.231 | 44 | L.CASADEI | 23.274 | 77 | J.MORA | 32.637 | 25 | 81 | 2:06.651 | 2:06.726 (23) |
| 26 | 91 | M.ABUAWAD | 35.715 | 91 | M.ABUAWAD | 35.264 | 79 | S.CASSINI | 23.277 | 81 | J.CEA | 32.638 | 26 | 91 | 2:06.727 | 2:07.138 (25) |
| 27 | 2 | T.CARBONNEL | 35.733 | 79 | S.CASSINI | 35.270 | 3 | A.GIBBS | 23.283 | 2 | T.CARBONNEL | 32.651 | 27 | 2 | 2:06.791 | 2:08.136 (29) |
| 28 | 34 | F.MEDINA | 35.862 | 7 | L.FITCHETT | 35.285 | 34 | F.MEDINA | 23.315 | 3 | A.GIBBS | 32.808 | 28 | 34 | 2:07.331 | 2:07.497 (27) |
| 29 | 7 | L.FITCHETT | 36.045 | 2 | T.CARBONNEL | 35.299 | 10 | A.LLINARES | 23.334 | 7 | L.FITCHETT | 32.842 | 29 | 7 | 2:07.436 | 2:08.184 (30) |
| 30 | 77 | J.MORA | 36.140 | 77 | J.MORA | 35.580 | 91 | M.ABUAWAD | 23.344 | 34 | F.MEDINA | 32.923 | 30 | 77 | 2:07.779 | 2:08.012 (28) |
| 31 | 66 | Q.MANDINE | 36.407 | 10 | A.LLINARES | 35.711 | 77 | J.MORA | 23.422 | 10 | A.LLINARES | 33.158 | 31 | 10 | 2:08.791 | 2:08.876 (31) |
| 32 | 10 | A.LLINARES | 36.588 | 66 | Q.MANDINE | 35.971 | 46 | F.GONÇALVES | 23.504 | 66 | Q.MANDINE | 33.458 | 32 | 66 | 2:09.547 | 2:10.094 (32) |
| 33 | 46 | F.GONÇALVES | 36.882 | 46 | F.GONÇALVES | 36.105 | 66 | Q.MANDINE | 23.711 | 46 | F.GONÇALVES | 33.701 | 33 | 46 | 2:10.192 | 2:10.738 (33) |
| 34 | 26 | L.COULOM | 37.877 | 26 | L.COULOM | 36.910 | 26 | L.COULOM | 24.354 | 26 | L.COULOM | 34.809 | 34 | 26 | 2:13.950 | 2:19.494 (34) |



ESBK TALENT
ESBK MOTORLAND
Entrenamiento Cronometrado

Fastest Lap Sequence

| Elapsed | No Rider | Team | Bike | Class | Time | Kph | Lap |
|-----------|----------------------------|-----------------------------------|------|--------|-----------------|-------|-----|
| 4:43.651 | 42 MATTEO BERGER | | | Talent | 2:09.675 | 140.9 | 2 |
| 4:44.517 | 2 TRISTAN CARBONNEL | | | Talent | 2:09.264 | 141.4 | 2 |
| 4:50.957 | 99 TEERIN FLEMING | ETG RACING | | Talent | 2:08.941 | 141.7 | 2 |
| 4:53.086 | 85 ENZO ZARAGOZA | ASPAR KSB TECHNICAL ACADEMY | | Talent | 2:05.470 | 145.7 | 2 |
| 4:56.372 | 58 MARCO HOLT | MIR RACING FINETWORK CUP TEAM | | Talent | 2:05.011 | 146.2 | 2 |
| 5:24.397 | 38 ALESSIO ARNOLD | FULL MOTO SQUADRA CORSE | | Talent | 2:04.510 | 146.8 | 2 |
| 7:28.491 | 38 ALESSIO ARNOLD | FULL MOTO SQUADRA CORSE | | Talent | 2:04.094 | 147.3 | 3 |
| 11:36.324 | 38 ALESSIO ARNOLD | FULL MOTO SQUADRA CORSE | | Talent | 2:04.028 | 147.4 | 5 |
| 24:00.773 | 85 ENZO ZARAGOZA | ASPAR KSB TECHNICAL ACADEMY | | Talent | 2:03.944 | 147.5 | 11 |
| 25:30.628 | 4 QABIL IRFAN | FRANDO RACING VHC TEAM LIQUI MOLY | | Talent | 2:03.900 | 147.5 | 11 |



ESBK TALENT

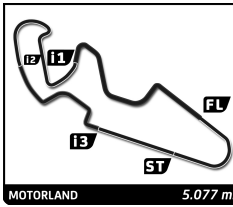
ESBK MOTORLAND

Entrenamiento Cronometrado

Sector Analysis

— Invalidated Lap ■ Personal Best ■ Session Best B Crossing the pit lane

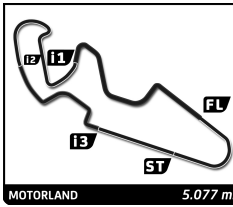
| Lap | Time | Sector 1 | Sector 2 | Sector 3 | Sector 4 | T.Sp | Lap | Time | Sector 1 | Sector 2 | Sector 3 | Sector 4 | T.Sp |
|-----------|------------------------------|---------------|---------------|---------------|---------------|-------|-----------|------------------------------|---------------|---------------|---------------|---------------|-------|
| 4 | QABIL IRFAN | | | | | MAS | 19 | NATHAN T. GOUKER | | | | | USA |
| | FRANDO RACING VHC TEAM LIQUI | | | | | | | FRANDO RACING VHC TEAM LIQUI | | | | | |
| 1 | 4:24.797 | 2:49.627 | 36.741 | 24.360 | 34.069 | 191.5 | 1 | 4:22.867 | 2:49.268 | 36.390 | 24.186 | 33.023 | 203.8 |
| 2 | 2:04.903 | 35.081 | 34.798 | 22.561 | 32.463 | 204.5 | 2 | 2:07.669 | 35.892 | 36.170 | 23.087 | 32.520 | 202.6 |
| 3 | 2:04.252 | 34.879 | 34.589 | 22.474 | 32.310 | 205.3 | 3 | 2:05.253 | 35.193 | 34.959 | 22.771 | 32.330 | 205.7 |
| 4 | 2:04.191 | 34.952 | 34.454 | 22.595 | 32.190 | 206.1 | 4 | 2:05.305 | 35.162 | 34.873 | 22.835 | 32.435 | 206.5 |
| 5 | 2:10.289 | 35.110 | 39.629 | 23.133 | 32.417 | 208.5 | 5 | 2:05.522 | 35.238 | 35.004 | 22.895 | 32.385 | 206.5 |
| 6 | 2:04.298 | 35.050 | 34.277 | 22.703 | 32.268 | 209.7 | 6 | 2:05.911 | 35.441 | 34.985 | 22.868 | 32.617 | 204.9 |
| 7 | 2:04.268 | 34.889 | 34.460 | 22.612 | 32.307 | 204.9 | 7 | 2:05.124 | 35.468 | 34.535 | 22.821 | 32.300 | 206.9 |
| 8 | 2:04.261 | 34.778 | 34.530 | 22.462 | 32.491 | 204.2 | 8 | 2:04.346 | 34.911 | 34.620 | 22.746 | 32.069 | 210.5 |
| 9 | 2:21.240 | 39.866 | 39.979 | 25.574 | 35.821 | 171.7 | 9 | 2:18.363 | 38.670 | 39.173 | 24.217 | 36.303 | 182.7 |
| 10 | 2:04.229 | 34.818 | 34.498 | 22.531 | 32.382 | 205.7 | 10 | 2:08.663 | 38.775 | 34.618 | 22.842 | 32.428 | 202.6 |
| 11 | 2:03.900 | 34.844 | 34.315 | 22.497 | 32.244 | 208.1 | 11 | 2:04.544 | 35.199 | 34.539 | 22.710 | 32.096 | 213.4 |
| 85 | ENZO ZARAGOZA | | | | | ESP | 49 | IZAN RODRIGUEZ | | | | | ESP |
| | ASPAR KSB TECHNICAL ACADEMY | | | | | | | ETG RACING | | | | | |
| 1 | 2:47.616 | 1:16.256 | 35.768 | 23.078 | 32.514 | 205.7 | 1 | 2:48.667 | 1:17.006 | 35.896 | 23.000 | 32.765 | 205.3 |
| 2 | 2:05.470 | 35.316 | 34.840 | 22.887 | 32.427 | 206.1 | 2 | 2:08.277 | 35.499 | 36.518 | 23.635 | 32.625 | 210.9 |
| 3 | 2:04.742 | 35.064 | 34.578 | 22.788 | 32.312 | 209.7 | 3 | 2:05.464 | 35.085 | 34.961 | 22.791 | 32.627 | 203.4 |
| 4 | 2:14.774 | 38.309 | 41.323 | 23.213 | 31.929 | 213.0 | 4 | 2:05.420 | 35.209 | 34.900 | 22.606 | 32.705 | 203.4 |
| 5 | 2:05.258 | 35.400 | 34.807 | 22.801 | 32.250 | 213.4 | 5 | 2:11.905 B | 35.060 | 34.613 | 22.649 | 39.583 | 205.3 |
| 6 | 2:04.310 | 34.965 | 34.434 | 22.670 | 32.241 | 211.4 | 6 | 2:34.234 | 1:04.153 | 34.907 | 22.577 | 32.597 | 207.3 |
| 7 | 2:19.179 | 35.172 | 43.218 | 28.152 | 32.637 | 212.6 | 7 | 2:05.607 | 35.340 | 34.714 | 22.726 | 32.827 | 203.0 |
| 8 | 2:06.132 | 35.891 | 34.973 | 22.963 | 32.305 | 210.5 | 8 | 2:05.203 | 35.236 | 34.525 | 22.631 | 32.811 | 201.5 |
| 9 | 2:04.439 | 35.108 | 34.421 | 23.034 | 31.876 | 214.3 | 9 | 2:05.158 | 34.942 | 34.356 | 22.757 | 33.103 | 203.0 |
| 10 | 2:04.909 | 35.099 | 34.767 | 22.846 | 32.197 | 211.4 | 10 | 2:05.363 | 35.129 | 34.697 | 22.793 | 32.744 | 204.9 |
| 11 | 2:03.944 | 34.941 | 34.475 | 22.566 | 31.962 | 211.4 | 11 | 2:04.578 | 34.847 | 34.646 | 22.565 | 32.520 | 206.1 |
| 12 | 2:04.157 | 34.913 | 34.576 | 22.561 | 32.107 | 211.4 | 12 | 2:04.386 | 34.979 | 34.531 | 22.477 | 32.399 | 208.1 |
| 38 | ALESSIO ARNOLD | | | | | SUI | 22 | JONATHAN RAMILA | | | | | ESP |
| | FULL MOTO SQUADRA CORSE | | | | | | | MIR RACING FINETWORK CUP TEA | | | | | |
| 1 | 3:19.887 | 1:48.097 | 35.866 | 23.305 | 32.619 | 208.1 | 1 | 2:51.797 | 1:19.798 | 35.886 | 23.306 | 32.807 | 205.3 |
| 2 | 2:04.510 | 34.826 | 34.728 | 22.633 | 32.323 | 210.9 | 2 | 2:05.306 | 35.359 | 34.750 | 22.893 | 32.304 | 208.5 |
| 3 | 2:04.094 | 34.553 | 34.786 | 22.533 | 32.222 | 210.1 | 3 | 2:06.179 | 36.064 | 34.875 | 23.030 | 32.210 | 208.9 |
| 4 | 2:03.805 | 34.586 | 34.487 | 22.681 | 32.051 | 213.4 | 4 | 2:04.670 | 34.903 | 34.856 | 22.811 | 32.100 | 208.9 |
| 5 | 2:04.028 | 34.840 | 34.457 | 22.659 | 32.072 | 214.7 | 5 | 2:10.008 | 35.468 | 37.085 | 23.841 | 33.614 | 203.4 |
| 6 | 2:11.332 B | 34.858 | 34.453 | 22.638 | 39.383 | 214.3 | 6 | 2:04.738 | 35.009 | 34.534 | 22.748 | 32.447 | 207.3 |
| 7 | 7:11.499 | 5:32.359 | 42.154 | 24.204 | 32.782 | 209.3 | 7 | 2:12.169 | 35.529 | 40.366 | 23.758 | 32.516 | 210.1 |
| 8 | 2:04.447 | 34.815 | 34.705 | 22.604 | 32.323 | 211.4 | 8 | 2:06.114 | 34.996 | 35.035 | 22.843 | 33.240 | 200.4 |
| 9 | 2:04.485 | 34.917 | 34.617 | 22.656 | 32.295 | 213.9 | 9 | 2:16.624 | 46.229 | 34.895 | 22.722 | 32.778 | 204.5 |
| 41 | IVAN MAIOROV | | | | | ESP | 58 | MARCO HOLT | | | | | GBR |
| | IGAXTEAM SNIPERS | | | | | | | MIR RACING FINETWORK CUP TEA | | | | | |
| 1 | 2:49.032 | 1:17.812 | 35.799 | 23.253 | 32.168 | 211.8 | 1 | 2:51.361 | 1:19.454 | 35.819 | 23.429 | 32.659 | 204.2 |
| 2 | 2:06.599 | 35.433 | 35.204 | 23.508 | 32.454 | 207.3 | 2 | 2:05.011 | 35.246 | 34.581 | 23.015 | 32.169 | 215.6 |
| 3 | 2:05.742 | 35.198 | 34.839 | 22.852 | 32.853 | 203.4 | 3 | 2:12.971 B | 34.931 | 34.544 | 22.826 | 40.670 | 202.6 |
| 4 | 2:06.391 | 36.343 | 35.003 | 22.652 | 32.393 | 208.9 | 4 | 8:23.764 | 6:44.835 | 41.677 | 24.016 | 33.236 | 210.9 |
| 5 | 2:05.262 | 35.711 | 34.766 | 22.660 | 32.125 | 215.6 | 5 | 2:08.861 | 36.179 | 36.764 | 23.424 | 32.494 | 210.5 |
| 6 | 2:07.865 | 35.988 | 35.387 | 23.543 | 32.947 | 207.7 | 6 | 2:05.920 | 35.392 | 34.999 | 22.992 | 32.537 | 206.9 |
| 7 | 2:09.499 | 37.034 | 35.443 | 23.848 | 33.174 | 198.2 | 7 | 2:05.956 | 35.398 | 34.937 | 23.060 | 32.561 | 205.3 |
| 8 | 2:06.585 | 35.610 | 35.158 | 22.903 | 32.914 | 204.2 | 8 | 2:05.342 | 35.265 | 34.819 | 22.743 | 32.515 | 205.7 |
| 9 | 2:14.485 | 43.141 | 35.167 | 23.522 | 32.655 | 204.2 | 9 | 2:08.426 | 35.348 | 37.557 | 22.961 | 32.560 | 207.7 |
| 10 | 2:05.582 | 35.255 | 34.916 | 23.239 | 32.172 | 214.7 | | | | | | | |
| 11 | 2:04.689 | 34.932 | 34.605 | 22.836 | 32.316 | 208.9 | | | | | | | |
| 12 | 2:04.196 | 34.898 | 34.520 | 22.623 | 32.155 | 210.1 | | | | | | | |



ESBK TALENT
ESBK MOTORLAND
Entrenamiento Cronometrado
Sector Analysis

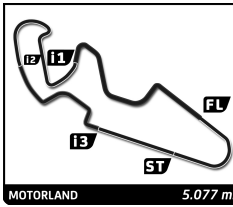
— Invalidated Lap ■ Personal Best ■ Session Best B Crossing the pit lane

| Lap | Time | Sector 1 | Sector 2 | Sector 3 | Sector 4 | T.Sp | Lap | Time | Sector 1 | Sector 2 | Sector 3 | Sector 4 | T.Sp | | |
|-----------|------------------------------|---------------|---------------|---------------|---------------|-------|-----|-----------------|-------------------------|---------------|---------------|---------------|---------------|-------|-----|
| 24 | JHON A. LOPEZ | | | | | | COL | 12 | 2:05.493 | 35.631 | 34.898 | 22.978 | 31.986 | 212.6 | |
| 1 | 2:54.256 | 1:22.634 | 36.052 | 23.174 | 32.396 | 216.0 | 1 | 3:20.320 | 1:48.810 | 35.671 | 23.187 | 32.652 | 204.9 | | |
| 2 | 2:06.326 | 35.693 | 35.156 | 23.100 | 32.377 | 214.7 | 2 | 2:05.987 | 35.175 | 35.215 | 22.884 | 32.713 | 203.8 | | |
| 3 | 2:06.192 | 35.467 | 34.946 | 23.070 | 32.709 | 207.7 | 3 | 2:05.968 | 35.422 | 34.822 | 22.780 | 32.944 | 202.6 | | |
| 4 | 2:06.537 | 35.321 | 35.602 | 23.434 | 32.180 | 214.7 | 4 | 2:08.720 | 37.524 | 35.210 | 23.214 | 32.772 | 203.4 | | |
| 5 | 2:05.028 | 35.425 | 34.691 | 23.003 | 31.909 | 220.9 | 5 | 2:05.438 | 35.349 | 34.837 | 22.744 | 32.508 | 205.3 | | |
| 6 | 2:06.509 | 35.778 | 35.090 | 23.345 | 32.296 | 215.6 | 6 | 2:07.700 | 35.390 | 35.815 | 23.469 | 33.026 | 205.7 | | |
| 7 | 2:24.432 B | 35.987 | 39.410 | 26.381 | 42.654 | 191.5 | 7 | 2:12.187 B | 35.339 | 34.883 | 22.899 | 39.066 | 206.5 | | |
| 8 | 6:20.818 | 4:19.092 | 42.068 | 46.659 | 32.999 | 210.9 | 8 | 2:55.359 | 1:19.289 | 40.635 | 22.938 | 32.497 | 207.3 | | |
| 9 | 2:07.023 | 36.016 | 35.284 | 23.228 | 32.495 | 210.9 | 9 | 2:20.758 | 39.114 | 39.777 | 25.506 | 36.361 | 188.2 | | |
| 10 | 2:05.854 | 35.259 | 34.883 | 23.181 | 32.531 | 211.8 | 10 | 2:05.957 | 35.820 | 34.834 | 22.740 | 32.563 | 204.2 | | |
| 98 | MIKA SIEBDRATH | | | | | | GER | 11 | 2:05.181 | 35.193 | 34.668 | 22.744 | 32.576 | 205.3 | |
| | SUPERHUGO44 | | | | | | | 11 | BAUTISTA FARIAS | | | | | | ARG |
| 1 | 2:49.448 | 1:17.321 | 36.046 | 23.347 | 32.734 | 208.9 | | AIPAR TEAM | | | | | | | |
| 2 | 2:06.805 | 35.602 | 35.038 | 23.694 | 32.471 | 212.2 | 1 | 2:51.745 | 1:18.984 | 35.489 | 24.092 | 33.180 | 204.2 | | |
| 3 | 2:06.273 | 35.312 | 34.946 | 23.146 | 32.869 | 203.4 | 2 | 2:05.331 | 35.143 | 34.829 | 22.948 | 32.411 | 216.4 | | |
| 4 | 2:11.024 | 35.471 | 39.768 | 23.494 | 32.291 | 212.2 | 3 | 2:06.120 | 35.636 | 35.218 | 23.028 | 32.238 | 215.6 | | |
| 5 | 2:05.432 | 35.385 | 34.613 | 23.152 | 32.282 | 210.1 | 4 | 2:05.251 | 35.080 | 35.261 | 22.817 | 32.093 | 213.9 | | |
| 6 | 2:06.234 | 35.359 | 35.014 | 23.297 | 32.564 | 210.9 | 5 | 2:05.282 | 35.171 | 34.870 | 23.238 | 32.003 | 212.2 | | |
| 7 | 2:10.856 | 35.345 | 34.931 | 24.150 | 36.430 | 194.9 | 6 | 2:08.691 | 35.394 | 35.485 | 23.760 | 34.052 | 184.6 | | |
| 8 | 2:12.676 | 38.287 | 38.689 | 23.092 | 32.608 | 208.5 | 7 | 2:15.051 B | 35.656 | 36.004 | 23.874 | 39.517 | 197.8 | | |
| 9 | 2:05.096 | 35.179 | 34.704 | 22.853 | 32.360 | 209.7 | 8 | 4:11.514 | 2:39.253 | 36.064 | 23.106 | 33.091 | 209.3 | | |
| 10 | 2:06.481 | 35.346 | 35.420 | 23.230 | 32.485 | 211.4 | 9 | 2:05.647 | 35.381 | 34.993 | 22.761 | 32.512 | 208.9 | | |
| 11 | 2:06.616 | 35.242 | 34.764 | 23.823 | 32.787 | 210.5 | 10 | 2:05.441 | 35.240 | 34.788 | 22.790 | 32.623 | 208.5 | | |
| 12 | 2:06.559 | 35.468 | 34.889 | 23.323 | 32.879 | 207.3 | 11 | 2:05.326 | 35.208 | 34.951 | 22.900 | 32.267 | 213.0 | | |
| 48 | ANDRES GARCIA | | | | | | ESP | 14 | DAVID PERIS | | | | | | ESP |
| | IGAXTEAM SNIPERS | | | | | | | | ALMA RACING TEAM | | | | | | |
| 1 | 2:49.011 | 1:17.404 | 35.825 | 23.332 | 32.450 | 210.9 | 1 | 2:47.757 | 1:16.437 | 35.669 | 23.139 | 32.512 | 208.5 | | |
| 2 | 2:08.190 | 35.251 | 35.287 | 24.514 | 33.138 | 212.2 | 2 | 2:06.905 | 35.520 | 35.298 | 22.989 | 33.098 | 202.2 | | |
| 3 | 2:05.921 | 35.304 | 35.134 | 23.171 | 32.312 | 210.9 | 3 | 2:06.833 | 35.692 | 35.447 | 23.021 | 32.673 | 210.1 | | |
| 4 | 2:10.061 | 36.260 | 38.193 | 23.413 | 32.195 | 212.2 | 4 | 2:10.563 | 36.490 | 37.586 | 23.329 | 33.158 | 203.4 | | |
| 5 | 2:05.102 | 35.092 | 34.925 | 23.029 | 32.056 | 216.4 | 5 | 2:06.157 | 35.855 | 34.989 | 22.898 | 32.415 | 210.5 | | |
| 6 | 2:06.410 | 35.572 | 34.931 | 23.473 | 32.434 | 213.4 | 6 | 2:06.548 | 35.838 | 34.908 | 23.417 | 32.385 | 212.6 | | |
| 7 | 2:16.888 | 35.741 | 39.327 | 27.283 | 34.537 | 198.2 | 7 | 2:12.822 B | 35.451 | 34.825 | 23.252 | 39.294 | 204.5 | | |
| 8 | 2:06.575 | 35.806 | 35.184 | 23.157 | 32.428 | 210.9 | 8 | 3:24.349 | 1:52.924 | 35.904 | 22.986 | 32.535 | 208.5 | | |
| 9 | 2:07.958 | 36.084 | 35.473 | 23.898 | 32.503 | 210.1 | 9 | 2:20.677 | 39.204 | 39.515 | 25.592 | 36.366 | 187.5 | | |
| 10 | 2:05.914 | 35.387 | 35.169 | 23.223 | 32.135 | 213.4 | 10 | 2:06.032 | 35.818 | 34.810 | 22.859 | 32.545 | 207.7 | | |
| 11 | 2:06.007 | 35.555 | 34.946 | 23.198 | 32.308 | 212.2 | 11 | 2:05.538 | 35.271 | 34.774 | 22.965 | 32.528 | 211.4 | | |
| 12 | 2:06.955 | 35.462 | 35.634 | 23.461 | 32.398 | 212.6 | | | | | | | | | |
| 20 | IKER RODRIGUEZ | | | | | | ESP | 44 | LEONARDO CASADEI | | | | | | ITA |
| | MIR RACING FINETWORK CUP TEA | | | | | | | | IGAXTEAM SNIPERS | | | | | | |
| 1 | 2:49.364 | 1:18.185 | 35.763 | 23.190 | 32.226 | 210.1 | 1 | 2:54.143 | 1:21.645 | 35.843 | 24.097 | 32.558 | 213.9 | | |
| 2 | 2:06.792 | 35.435 | 35.231 | 23.576 | 32.550 | 206.1 | 2 | 2:06.644 | 35.680 | 35.233 | 23.460 | 32.271 | 219.1 | | |
| 3 | 2:06.283 | 35.730 | 35.206 | 23.042 | 32.305 | 210.1 | 3 | 2:07.541 | 36.145 | 35.401 | 23.469 | 32.526 | 208.9 | | |
| 4 | 2:05.422 | 35.393 | 35.044 | 22.797 | 32.188 | 211.8 | 4 | 2:06.732 | 35.444 | 35.165 | 23.603 | 32.520 | 216.4 | | |
| 5 | 2:05.122 | 35.239 | 34.751 | 22.747 | 32.385 | 208.1 | 5 | 2:06.070 | 35.473 | 35.018 | 23.274 | 32.305 | 216.9 | | |
| 6 | 2:09.918 | 36.228 | 38.617 | 23.019 | 32.054 | 212.2 | 6 | 2:05.845 | 35.363 | 35.030 | 23.371 | 32.081 | 216.0 | | |
| 7 | 2:10.184 | 35.385 | 35.652 | 24.489 | 34.658 | 198.5 | 7 | 2:09.007 | 35.422 | 36.444 | 24.086 | 33.055 | 213.0 | | |
| 8 | 2:09.261 | 36.382 | 35.902 | 23.418 | 33.559 | 197.8 | 8 | 2:08.570 | 36.638 | 35.604 | 23.649 | 32.679 | 210.5 | | |
| 9 | 2:10.819 | 35.621 | 39.930 | 23.100 | 32.168 | 213.9 | 9 | 2:07.175 | 36.252 | 35.156 | 23.296 | 32.471 | 213.4 | | |
| 10 | 2:07.035 | 35.870 | 35.379 | 23.291 | 32.495 | 207.7 | 10 | 2:07.228 | 35.733 | 35.059 | 23.793 | 32.643 | 213.9 | | |
| 11 | 2:08.507 | 35.218 | 34.978 | 23.535 | 34.776 | 204.9 | 11 | 2:08.541 | 35.491 | 35.410 | 24.800 | 32.840 | 210.9 | | |



ESBK TALENT
ESBK MOTORLAND
Entrenamiento Cronometrado
Sector Analysis

| — Invalidated Lap | | | | | | | ■ Personal Best | ■ Session Best | B Crossing the pit lane | | | | | | |
|--------------------------------|-------------------|---------------|---------------|---------------|---------------|--------|-----------------|-------------------|-------------------------|---------------|---------------|---------------|--------|--|--|
| Lap | Time | Sector 1 | Sector 2 | Sector 3 | Sector 4 | T.Sp'd | Lap | Time | Sector 1 | Sector 2 | Sector 3 | Sector 4 | T.Sp'd | | |
| 21 DAVID SANCHEZ ESP | | | | | | | | | | | | | | | |
| TEAM HONDA LAGLISSE | | | | | | | | | | | | | | | |
| 1 | 4:22.929 | 2:47.472 | 36.693 | 25.425 | 33.339 | 202.2 | 1 | 2:33.976 | 52.065 | 38.652 | 25.643 | 37.616 | 175.0 | | |
| 2 | 2:07.722 | 35.943 | 35.787 | 23.067 | 32.925 | 203.0 | 2 | 2:09.675 | 37.406 | 35.901 | 23.374 | 32.994 | 206.5 | | |
| 3 | 2:05.850 | 35.376 | 34.964 | 22.870 | 32.640 | 207.3 | 3 | 2:17.455 B | 36.137 | 35.504 | 23.584 | 42.230 | 180.6 | | |
| 4 | 2:06.419 | 35.679 | 34.992 | 23.003 | 32.745 | 206.1 | 4 | 6:22.349 | 4:47.222 | 38.144 | 23.645 | 33.338 | 204.5 | | |
| 5 | 2:06.104 | 35.642 | 35.096 | 22.936 | 32.430 | 210.1 | 5 | 2:10.294 | 35.834 | 35.014 | 24.408 | 35.038 | 203.8 | | |
| 6 | 2:06.237 | 35.514 | 34.930 | 22.913 | 32.880 | 205.3 | 6 | 2:12.796 | 36.032 | 39.946 | 23.816 | 33.002 | 205.3 | | |
| 7 | 2:12.275 B | 35.623 | 35.231 | 23.753 | 37.668 | 199.3 | 7 | 2:06.510 | 35.766 | 34.974 | 23.145 | 32.625 | 208.1 | | |
| 8 | 4:50.280 | 3:11.783 | 40.929 | 23.485 | 34.083 | 191.8 | 8 | 2:08.614 | 36.421 | 36.320 | 23.253 | 32.620 | 209.7 | | |
| 9 | 2:10.200 | 35.412 | 35.014 | 23.118 | 36.656 | 170.6 | 9 | 2:08.641 | 36.849 | 35.315 | 23.807 | 32.670 | 209.3 | | |
| 10 | 2:05.962 | 35.760 | 34.858 | 22.862 | 32.482 | 213.9 | 10 | 2:06.351 | 35.696 | 34.829 | 23.219 | 32.607 | 211.8 | | |
| 99 TEERIN FLEMING THA | | | | | | | | | | | | | | | |
| ETG RACING | | | | | | | | | | | | | | | |
| 1 | 2:42.016 | 51.768 | 38.787 | 34.263 | 37.198 | 166.7 | 1 | 2:42.016 | 51.768 | 38.787 | 34.263 | 37.198 | 166.7 | | |
| 2 | 2:08.941 | 36.672 | 35.817 | 23.366 | 33.086 | 203.4 | 2 | 2:08.941 | 36.672 | 35.817 | 23.366 | 33.086 | 203.4 | | |
| 3 | 2:07.196 | 35.707 | 35.406 | 23.236 | 32.847 | 206.9 | 3 | 2:07.196 | 35.707 | 35.406 | 23.236 | 32.847 | 206.9 | | |
| 4 | 2:19.753 | 36.334 | 44.903 | 24.288 | 34.228 | 189.1 | 4 | 2:19.753 | 36.334 | 44.903 | 24.288 | 34.228 | 189.1 | | |
| 5 | 2:19.460 | 35.405 | 37.811 | 24.437 | 41.807 | 158.4 | 5 | 2:19.460 | 35.405 | 37.811 | 24.437 | 41.807 | 158.4 | | |
| 6 | 2:13.366 B | 35.984 | 35.335 | 23.281 | 38.766 | 203.8 | 6 | 2:13.366 B | 35.984 | 35.335 | 23.281 | 38.766 | 203.8 | | |
| 7 | 4:11.512 | 2:32.387 | 36.674 | 23.798 | 38.653 | 160.7 | 7 | 4:11.512 | 2:32.387 | 36.674 | 23.798 | 38.653 | 160.7 | | |
| 8 | 2:08.008 | 36.093 | 35.313 | 23.615 | 32.987 | 204.9 | 8 | 2:08.008 | 36.093 | 35.313 | 23.615 | 32.987 | 204.9 | | |
| 9 | 2:06.411 | 35.375 | 35.168 | 23.252 | 32.616 | 208.5 | 9 | 2:06.411 | 35.375 | 35.168 | 23.252 | 32.616 | 208.5 | | |
| 10 | 2:07.170 | 35.555 | 35.329 | 23.230 | 33.056 | 202.6 | 10 | 2:07.170 | 35.555 | 35.329 | 23.230 | 33.056 | 202.6 | | |
| 11 | 2:07.135 | 35.598 | 35.286 | 23.172 | 33.079 | 205.7 | 11 | 2:07.135 | 35.598 | 35.286 | 23.172 | 33.079 | 205.7 | | |
| 81 JOSE CEA ESP | | | | | | | | | | | | | | | |
| ALMA RACING TEAM | | | | | | | | | | | | | | | |
| 1 | 2:52.553 | 1:20.048 | 36.146 | 23.634 | 32.725 | 206.1 | 1 | 2:52.553 | 1:20.048 | 36.146 | 23.634 | 32.725 | 206.1 | | |
| 2 | 2:07.294 | 35.828 | 35.335 | 23.207 | 32.924 | 203.0 | 2 | 2:07.294 | 35.828 | 35.335 | 23.207 | 32.924 | 203.0 | | |
| 3 | 2:09.008 | 36.478 | 36.205 | 23.474 | 32.851 | 204.2 | 3 | 2:09.008 | 36.478 | 36.205 | 23.474 | 32.851 | 204.2 | | |
| 4 | 2:06.726 | 35.652 | 35.227 | 23.209 | 32.638 | 209.3 | 4 | 2:06.726 | 35.652 | 35.227 | 23.209 | 32.638 | 209.3 | | |
| 5 | 2:07.042 | 35.925 | 35.205 | 23.156 | 32.756 | 208.5 | 5 | 2:07.042 | 35.925 | 35.205 | 23.156 | 32.756 | 208.5 | | |
| 6 | 2:18.520 B | 35.775 | 36.295 | 24.903 | 41.547 | 196.7 | 6 | 2:18.520 B | 35.775 | 36.295 | 24.903 | 41.547 | 196.7 | | |
| 7 | 4:03.392 | 2:31.094 | 35.733 | 23.432 | 33.133 | 206.9 | 7 | 4:03.392 | 2:31.094 | 35.733 | 23.432 | 33.133 | 206.9 | | |
| 8 | 2:07.819 | 36.411 | 35.427 | 23.178 | 32.803 | 209.7 | 8 | 2:07.819 | 36.411 | 35.427 | 23.178 | 32.803 | 209.7 | | |
| 79 SALVADOR CASSINI ARG | | | | | | | | | | | | | | | |
| AIPAR TEAM | | | | | | | | | | | | | | | |
| 1 | 2:56.335 | 1:21.007 | 36.293 | 23.759 | 35.276 | 182.4 | 1 | 2:56.335 | 1:21.007 | 36.293 | 23.759 | 35.276 | 182.4 | | |
| 2 | 2:09.185 | 36.580 | 35.558 | 23.297 | 33.750 | 198.9 | 2 | 2:09.185 | 36.580 | 35.558 | 23.297 | 33.750 | 198.9 | | |
| 3 | 2:14.976 B | 36.139 | 35.680 | 23.301 | 39.856 | 196.7 | 3 | 2:14.976 B | 36.139 | 35.680 | 23.301 | 39.856 | 196.7 | | |
| 4 | 3:53.810 | 2:21.327 | 36.363 | 23.277 | 32.843 | 204.2 | 4 | 3:53.810 | 2:21.327 | 36.363 | 23.277 | 32.843 | 204.2 | | |
| 5 | 2:06.807 | 35.596 | 35.270 | 23.423 | 32.518 | 206.9 | 5 | 2:06.807 | 35.596 | 35.270 | 23.423 | 32.518 | 206.9 | | |
| 6 | 2:11.041 | 36.678 | 35.824 | 24.041 | 34.498 | 197.8 | 6 | 2:11.041 | 36.678 | 35.824 | 24.041 | 34.498 | 197.8 | | |
| 7 | 2:18.873 B | 36.692 | 39.616 | 23.749 | 38.816 | 202.6 | 7 | 2:18.873 B | 36.692 | 39.616 | 23.749 | 38.816 | 202.6 | | |
| 8 | 4:10.251 | 2:37.933 | 35.924 | 23.593 | 32.801 | 209.7 | 8 | 4:10.251 | 2:37.933 | 35.924 | 23.593 | 32.801 | 209.7 | | |
| 9 | 2:07.242 | 35.908 | 35.291 | 23.575 | 32.468 | 212.6 | 9 | 2:07.242 | 35.908 | 35.291 | 23.575 | 32.468 | 212.6 | | |
| 10 | 2:07.907 | 35.656 | 35.337 | 23.839 | 33.075 | 213.0 | 10 | 2:07.907 | 35.656 | 35.337 | 23.839 | 33.075 | 213.0 | | |
| 91 MAHDI S. ABUAWAD USA | | | | | | | | | | | | | | | |
| ETG RACING | | | | | | | | | | | | | | | |
| 1 | 2:47.162 | 1:01.142 | 43.567 | 25.067 | 37.386 | 177.6 | 1 | 2:47.162 | 1:01.142 | 43.567 | 25.067 | 37.386 | 177.6 | | |
| 2 | 2:09.331 | 36.687 | 35.651 | 23.986 | 33.007 | 203.8 | 2 | 2:09.331 | 36.687 | 35.651 | 23.986 | 33.007 | 203.8 | | |
| 3 | 2:07.284 | 35.715 | 35.696 | 23.469 | 32.404 | 213.0 | 3 | 2:07.284 | 35.715 | 35.696 | 23.469 | 32.404 | 213.0 | | |
| 4 | 2:09.534 | 35.815 | 36.973 | 23.907 | 32.839 | 208.5 | 4 | 2:09.534 | 35.815 | 36.973 | 23.907 | 32.839 | 208.5 | | |
| 5 | 2:21.184 B | 39.455 | 38.558 | 24.057 | 39.114 | 208.1 | 5 | 2:21.184 B | 39.455 | 38.558 | 24.057 | 39.114 | 208.1 | | |
| 6 | 6:08.068 | 4:32.774 | 38.480 | 23.692 | 33.122 | 203.4 | 6 | 6:08.068 | 4:32.774 | 38.480 | 23.692 | 33.122 | 203.4 | | |
| 42 MATTEO BERGER FRA | | | | | | | | | | | | | | | |
| | | | | | | | | | | | | | | | |
| 1 | 4:34.613 | 3:02.102 | 35.744 | 23.406 | 33.361 | 198.5 | | | | | | | | | |
| 2 | 2:07.553 | 35.803 | 35.427 | 22.991 | 33.332 | 199.3 | | | | | | | | | |
| 3 | 2:12.226 | 36.208 | 37.606 | 24.526 | 33.886 | 192.5 | | | | | | | | | |
| 4 | 2:06.151 | 35.593 | 34.996 | 22.955 | 32.607 | 210.1 | | | | | | | | | |
| 5 | 2:15.284 B | 35.726 | 35.012 | 23.052 | 41.494 | 171.7 | | | | | | | | | |
| 6 | 7:43.343 | 5:59.308 | 41.440 | 28.952 | 33.643 | 199.3 | | | | | | | | | |
| 7 | 2:06.735 | 35.653 | 35.123 | 22.829 | 33.130 | 202.6 | | | | | | | | | |
| 8 | 2:06.724 | 35.720 | 35.120 | 22.818 | 33.066 | 203.8 | | | | | | | | | |



ESBK TALENT

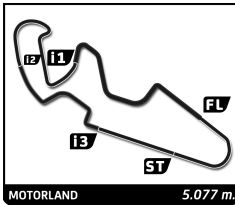
ESBK MOTORLAND

Entrenamiento Cronometrado

Sector Analysis

— Invalidated Lap ■ Personal Best ■ Session Best B Crossing the pit lane

| Lap | Time | Sector 1 | Sector 2 | Sector 3 | Sector 4 | T.Sp | Lap | Time | Sector 1 | Sector 2 | Sector 3 | Sector 4 | T.Sp |
|-----------|------------------------------|---------------|---------------|---------------|---------------|-------|-----------|----------------------------|---------------|---------------|---------------|---------------|-------|
| 7 | 2:07.138 | 35.875 | 35.439 | 23.344 | 32.480 | 210.9 | 7 | LUKE FITCHETT | | | | | GBR |
| 8 | 2:07.607 | 35.884 | 35.427 | 23.360 | 32.936 | 206.9 | | BRP RACING | | | | | |
| 9 | 2:07.628 | 35.998 | 35.264 | 23.356 | 33.010 | 203.8 | 1 | 2:31.082 | 52.533 | 38.196 | 24.238 | 36.115 | 194.2 |
| 10 | 2:08.702 | 36.489 | 35.587 | 23.477 | 33.149 | 204.5 | 2 | 2:13.938 | 40.098 | 36.621 | 23.939 | 33.280 | 202.2 |
| 3 | ARCHIE GIBBS | | | | | GBR | 3 | 2:10.367 | 36.921 | 35.752 | 23.538 | 34.156 | 198.5 |
| | FRANCO RACING VHC TEAM LIQUI | | | | | | 4 | 2:14.146 | 41.214 | 36.108 | 23.905 | 32.919 | 207.3 |
| 1 | 6:43.442 | 5:10.259 | 36.146 | 23.749 | 33.288 | 201.9 | 5 | 2:08.264 | 36.045 | 35.615 | 23.545 | 33.059 | 204.2 |
| 2 | 2:09.680 | 36.143 | 35.790 | 23.902 | 33.845 | 198.2 | 6 | 2:08.976 | 36.466 | 35.722 | 23.549 | 33.239 | 208.1 |
| 3 | 2:07.709 | 35.917 | 35.420 | 23.340 | 33.032 | 208.9 | 7 | 2:08.871 | 36.381 | 35.591 | 23.491 | 33.408 | 205.7 |
| 4 | 2:07.287 | 35.901 | 35.274 | 23.283 | 32.829 | 207.7 | 8 | 2:08.444 | 36.247 | 35.480 | 23.385 | 33.332 | 204.2 |
| 5 | 2:07.326 | 35.725 | 35.255 | 23.283 | 33.063 | 204.5 | 9 | 2:08.184 | 36.407 | 35.285 | 23.264 | 33.228 | 206.1 |
| 6 | 2:07.617 | 35.772 | 35.389 | 23.327 | 33.129 | 202.2 | 10 | 2:08.784 | 36.130 | 36.145 | 23.667 | 32.842 | 207.7 |
| 7 | 2:17.628 B | 37.558 | 36.809 | 23.892 | 39.369 | 203.4 | 11 | 2:09.690 | 37.024 | 35.513 | 23.844 | 33.309 | 203.0 |
| 8 | 2:28.053 | 55.614 | 36.218 | 23.413 | 32.808 | 207.3 | 12 | 2:09.259 | 36.963 | 35.433 | 23.428 | 33.435 | 203.8 |
| 9 | 2:07.813 | 35.430 | 35.125 | 23.683 | 33.575 | 201.9 | | | | | | | |
| 34 | FACUNDO A. MEDINA | | | | | ARG | 10 | ALEX LLINARES | | | | | ESP |
| | TEAM HONDA LAGLISSE | | | | | | | TCM | | | | | |
| 1 | 4:23.485 | 2:47.872 | 37.067 | 24.997 | 33.549 | 201.9 | 1 | 2:59.069 | 1:23.964 | 37.445 | 24.053 | 33.607 | 198.9 |
| 2 | 2:09.239 | 36.594 | 35.749 | 23.617 | 33.279 | 203.0 | 2 | 2:10.497 | 37.087 | 36.073 | 23.774 | 33.563 | 198.2 |
| 3 | 2:08.949 | 36.309 | 35.915 | 23.621 | 33.104 | 203.4 | 3 | 2:09.673 | 36.709 | 35.792 | 23.534 | 33.638 | 195.7 |
| 4 | 2:09.320 | 36.474 | 36.054 | 23.455 | 33.337 | 204.2 | 4 | 2:22.016 B | 36.665 | 35.980 | 24.587 | 44.784 | 186.2 |
| 5 | 2:09.465 | 36.603 | 36.024 | 23.572 | 33.266 | 206.5 | 5 | 5:54.252 | 4:12.201 | 44.242 | 24.013 | 33.796 | 203.0 |
| 6 | 2:20.744 B | 37.145 | 36.354 | 23.994 | 43.251 | 203.0 | 6 | 2:10.456 | 37.328 | 36.009 | 23.704 | 33.415 | 204.2 |
| 7 | 4:27.743 | 2:47.100 | 40.806 | 25.434 | 34.403 | 198.9 | 7 | 2:09.367 | 37.075 | 35.711 | 23.423 | 33.158 | 203.8 |
| 8 | 2:08.693 | 36.096 | 35.762 | 23.315 | 33.520 | 201.5 | 8 | 2:08.876 | 36.588 | 35.733 | 23.334 | 33.221 | 203.4 |
| 9 | 2:07.497 | 35.862 | 35.231 | 23.339 | 33.065 | 208.9 | 9 | 2:09.469 | 36.630 | 35.843 | 23.488 | 33.508 | 200.4 |
| 10 | 2:08.623 | 36.157 | 35.688 | 23.855 | 32.923 | 210.9 | 10 | 2:09.933 | 36.823 | 35.888 | 23.857 | 33.365 | 203.4 |
| 77 | JOEL MORA | | | | | ROM | 66 | QUENTIN MANDINE | | | | | FRA |
| | | | | | | | | AIPAR TEAM | | | | | |
| 1 | 2:43.005 | 54.193 | 39.092 | 31.422 | 38.298 | 159.3 | 1 | 2:35.466 | 52.276 | 38.621 | 25.765 | 38.804 | 159.5 |
| 2 | 2:16.305 | 36.963 | 36.337 | 29.691 | 33.314 | 206.1 | 2 | 2:11.116 | 37.081 | 36.196 | 24.030 | 33.809 | 195.3 |
| 3 | 2:09.516 | 36.637 | 36.098 | 23.422 | 33.359 | 204.5 | 3 | 2:10.754 | 36.617 | 36.145 | 23.711 | 34.281 | 188.5 |
| 4 | 2:08.012 | 36.140 | 35.773 | 23.462 | 32.637 | 214.3 | 4 | 2:19.669 | 37.710 | 44.346 | 24.155 | 33.458 | 200.7 |
| 5 | 2:10.600 | 36.352 | 35.907 | 23.792 | 34.549 | 193.5 | 5 | 2:10.115 | 36.539 | 35.971 | 23.775 | 33.830 | 201.1 |
| 6 | 2:17.940 B | 36.412 | 36.047 | 24.253 | 41.228 | 193.5 | 6 | 2:19.524 B | 36.979 | 36.159 | 24.207 | 42.179 | 191.8 |
| 7 | 6:04.332 | 4:31.194 | 36.222 | 23.863 | 33.053 | 208.5 | 7 | 4:05.955 | 2:31.146 | 36.462 | 24.199 | 34.148 | 196.4 |
| 8 | 2:09.886 | 36.306 | 35.888 | 24.595 | 33.097 | 209.7 | 8 | 2:10.094 | 36.407 | 36.066 | 23.782 | 33.839 | 197.4 |
| 9 | 2:08.340 | 36.228 | 35.580 | 23.620 | 32.912 | 210.9 | 9 | 2:10.263 | 36.736 | 36.082 | 23.724 | 33.721 | 197.1 |
| 10 | 2:08.606 | 36.400 | 35.978 | 23.545 | 32.683 | 214.3 | 10 | 2:13.332 | 36.529 | 39.207 | 23.840 | 33.756 | 199.6 |
| 2 | TRISTAN CARBONNEL | | | | | FRA | 46 | FREDERICO GONÇALVES | | | | | PRT |
| | | | | | | | | | | | | | |
| 1 | 2:35.253 | 46.568 | 44.905 | 25.683 | 38.097 | 167.2 | 1 | 2:59.471 | 1:24.229 | 37.573 | 23.968 | 33.701 | 198.5 |
| 2 | 2:09.264 | 36.751 | 35.683 | 23.349 | 33.481 | 206.9 | 2 | 2:11.642 | 37.480 | 36.389 | 23.817 | 33.956 | 196.0 |
| 3 | 2:08.182 | 36.196 | 35.368 | 23.108 | 33.510 | 203.8 | 3 | 2:22.442 B | 37.882 | 36.953 | 24.862 | 42.745 | 192.5 |
| 4 | 2:21.753 | 41.111 | 44.380 | 23.611 | 32.651 | 212.6 | 4 | 3:24.036 | 1:49.303 | 37.006 | 23.579 | 34.148 | 196.0 |
| 5 | 2:09.482 | 36.909 | 36.231 | 23.353 | 32.989 | 212.6 | 5 | 2:11.803 | 37.707 | 36.670 | 23.721 | 33.705 | 201.5 |
| 6 | 2:08.155 | 36.288 | 35.299 | 23.450 | 33.118 | 210.9 | 6 | 2:11.254 | 37.318 | 36.105 | 23.616 | 34.215 | 196.7 |
| 7 | 2:08.371 | 36.104 | 35.470 | 23.385 | 33.412 | 209.3 | 7 | 2:10.995 | 36.882 | 36.167 | 23.619 | 34.327 | 193.9 |
| 8 | 2:10.009 | 37.061 | 36.411 | 23.329 | 33.208 | 209.7 | 8 | 2:46.857 | 1:04.800 | 36.802 | 28.557 | 36.698 | 188.8 |
| 9 | 2:08.136 | 36.172 | 35.760 | 23.147 | 33.057 | 211.8 | 9 | 2:16.167 | 39.304 | 36.778 | 25.721 | 34.364 | 193.9 |
| 10 | 2:08.353 | 35.733 | 36.058 | 23.292 | 33.270 | 208.9 | 10 | 2:10.738 | 37.017 | 36.203 | 23.504 | 34.014 | 196.7 |
| 11 | 2:25.080 | 35.920 | 35.502 | 24.107 | 49.551 | 173.9 | 11 | 2:21.690 | 40.405 | 40.624 | 24.821 | 35.840 | 193.5 |
| 12 | 2:17.655 | 41.121 | 38.485 | 24.457 | 33.592 | 206.9 | | | | | | | |

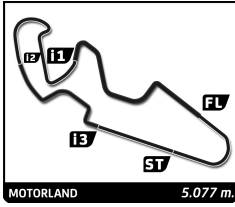


ESBK TALENT
ESBK MOTORLAND
Entrenamiento Cronometrado

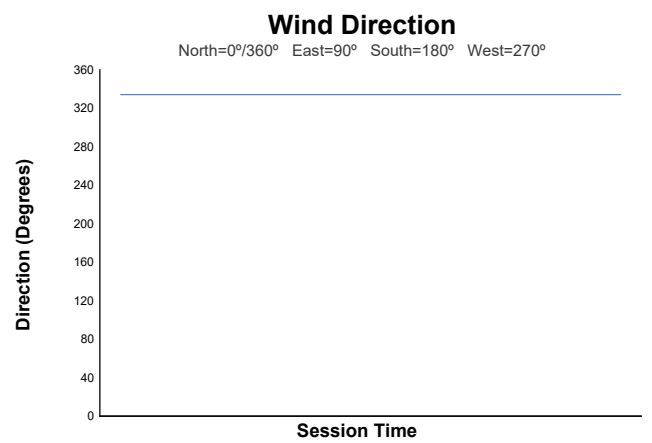
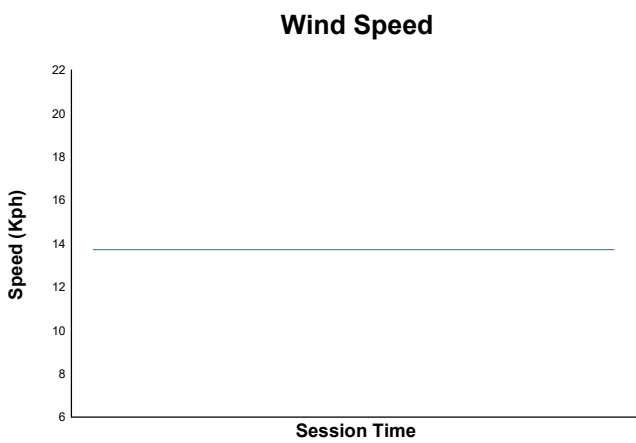
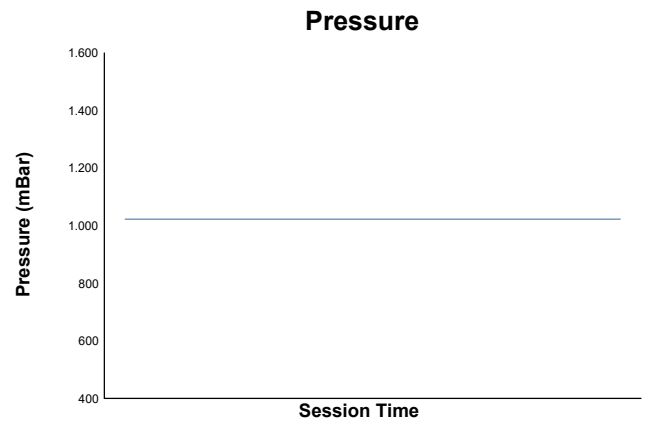
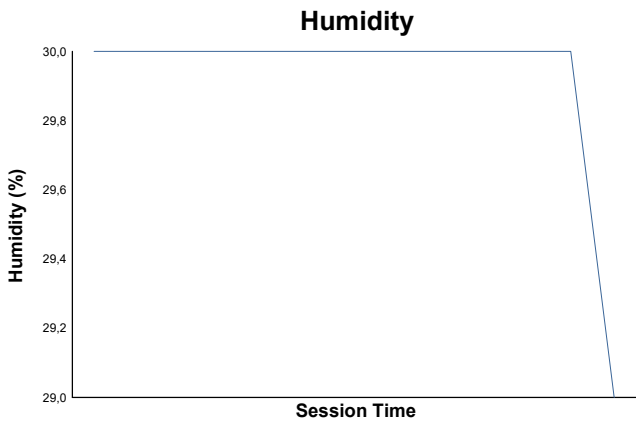
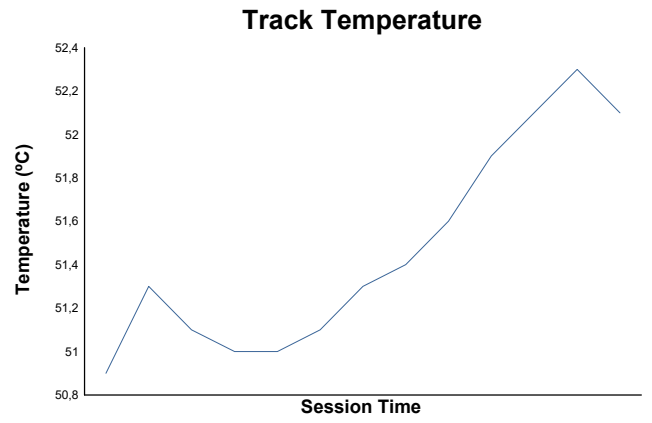

Sector Analysis

— Invalidated Lap ■ Personal Best ■ Session Best **B** Crossing the pit lane

| Lap | Time | Sector 1 | Sector 2 | Sector 3 | Sector 4 | T.Sp | Lap | Time | Sector 1 | Sector 2 | Sector 3 | Sector 4 | T.Sp |
|-----------|---------------------|---------------|---------------|---------------|---------------|-------|-----|------|----------|----------|----------|----------|------|
| 26 | LOUIS COULOM | | | | | FRA | | | | | | | |
| | ETG RACING | | | | | | | | | | | | |
| 1 | 2:25.085 | 40.606 | 41.417 | 26.791 | 36.271 | 192.5 | | | | | | | |
| 2 | 2:19.494 | 39.482 | 37.829 | 27.374 | 34.809 | 194.9 | | | | | | | |
| 3 | 2:20.642 B | 37.877 | 36.910 | 24.354 | 41.501 | 196.4 | | | | | | | |
| 4 | 3:22.098 | 1:45.085 | 37.501 | 24.557 | 34.955 | 195.3 | | | | | | | |
| 5 | 2:52.140 B | 37.926 | 37.288 | 24.562 | 1:12.364 | 74.2 | | | | | | | |
| 6 | 8:57.758 | 7:20.109 | 37.930 | 24.963 | 34.756 | 198.5 | | | | | | | |
| 7 | 3:05.189 B | 38.416 | 38.091 | 32.752 | 1:15.930 | 71.2 | | | | | | | |



ESBK MOTORLAND
ESBK TALENT
 Entrenamiento Cronometrado
 Weather Report



Track Status: **DRY**